

# **TEHAMA COUNTY**

## **STATEMENT OF ALL VOTES CAST FOR THE CONSOLIDATED GENERAL ELECTION**



**HELD ON  
TUESDAY, NOVEMBER 6, 2012**

**BEVERLY ROSS, COUNTY CLERK**



CONSOLIDATED GENERAL ELECTION  
NOVEMBER 6, 2012

CERTIFICATE OF NOMINATION

I, BEVERLY ROSS, County Clerk, County of Tehama, State of California, hereby certify that the following nominees qualify for appointment to the positions within the districts as listed below, pursuant to Section 10515 of the Uniform District Election Law:

GERBER/LAS FLORES COMMUNITY SERVICES DISTRICT

Board of Directors – 3 Four Year Terms Expiring December 2016

Tommie R. Humphreys  
Carol A. Johnston  
Shan Patterson

LOS MOLINOS COMMUNITY SERVICES DISTRICT

Board of Directors – 2 Four Year Terms Expiring December 2016

Loren J. Gehrung  
Jerry T. Short

Board of Directors – 1 Two Year Term Expiring December 2014

Jeanine M. Hart

CORNING HEALTHCARE DISTRICT

Board of Directors – 2 Four Year Terms Expiring December 2016

Ross M. Turner  
Patricia R. Rasmussen

EL CAMINO IRRIGATION DISTRICT

Board of Directors – 2 Four Year Terms Expiring December 2016

Michael W. Gividen – Division 1  
Carol Santino – Division 5

ANDERSON COTTONWOOD IRRIGATION DISTRICT

Board of Directors – 1 Four Year Term Expiring December 2016

Kayle Spoon

SHASTA-TEHAMA COUNTY WATERMASTER DISTRICT


Board of Directors

Hank Pritchard – Digger Creek Service Area

Dated: November 26, 2012


(SEAL)

BEVERLY ROSS, County Clerk  
County of Tehama  
State of California

By   
Deputy



# COUNTY OF TEHAMA ELECTIONS DEPARTMENT



BEVERLY ROSS  
REGISTRAR OF VOTERS

## DECLARATION BY COUNTY CLERK

NOVEMBER 6, 2012

Pursuant to Section 8203 of the Elections Code, I hereby declare that the following incumbent filed nomination papers for the respective office and that his name did not appear on either the Primary Election Ballot or the General Election Ballot. No petition was filed requesting that a write-in campaign was to be conducted at either election.

Therefore, I hereby declare the following incumbent re-elected for a term of 6 years:

Superior Court Judge: John J. Garaventa

Dated: November 26, 2012

Beverly Ross, County Clerk  
County of Tehama  
State of California


(SEAL)

By

  
Deputy

# CO' NTY OF TEHAMA

Office of  
**BEVERLY ROSS**  
County Clerk and Recorder  
P.O. Box 250  
Courthouse  
633 Washington Street  
Red Bluff, California 96080



*Tehama County Courthouse*

TELEPHONE (Area Code 530)

Clerk & Recorder 527-3350  
Elections 527-8190  
Clerk of the Board  
of Supervisors 527-3287

FAX 527-1745

WEB: [www.co.tehama.ca.us](http://www.co.tehama.ca.us)

The total number of votes cast for the President of the United States Qualified Write-In Candidate for the Consolidated General Election held on November 6, 2012 in Tehama County is as follows:

**CANIDATE**

**TOTALVOTES**

Ron Paul

63

The totals for the Qualified Write-In Candidates as shown above are full, true and correct.

REGISTRATION & TURNOUT TEHAMA COUNTY	Completed Precincts	46 of 46	
Total Registration		31,174	
Election Day Ballots Cast		8,032	25.77%
Vote By Mail Ballots Cast		15,229	48.85%
Total Ballots Cast		23,261	74.62%

President and Vice President-General	Completed Precincts	46 of 46	
REP - MITT ROMNEY		14,235	61.78%
DEM - BARACK OBAMA		7,934	34.43%
LIB - GARY JOHNSON		244	1.06%
AI - THOMAS HOEFLING		190	0.82%
PF - ROSEANNE BARR		186	0.81%
Write-In		129	0.56%
GRN - JILL STEIN		125	0.54%

State Senator District 4th	Completed Precincts	46 of 46	
REP - JIM NIELSEN		12,818	57.54%
DEM - MICHAEL "MICKEY" HARRINGTON		4,905	22.02%
REP - DAN LOGUE		1,803	8.09%
NON - JANN REED		1,184	5.32%
NON - DAN LEVINE		999	4.48%
NON - BENJAMIN "BEN" EMERY		543	2.44%
Write-In		23	0.10%

State Assembly District 3rd	Completed Precincts	46 of 46	
REP - DAN LOGUE		12,847	58.80%
DEM - CHARLES ROUSE		9,001	41.20%

U.S. Senator	Completed Precincts	46 of 46	
REP - ELIZABETH EMKEN		14,241	63.04%
DEM - DIANNE FEINSTEIN		8,349	36.96%

Congress 1st	Completed Precincts	46 of 46	
REP - DOUG LA MALFA		13,866	61.59%
DEM - JIM REED		8,646	38.41%

RED BLUFF JOINT UNION HIGH SD Gov Bd Mem	Completed Precincts	29 of 29	
Number to Vote For: 2			
NON - ROGER COX		3,908	16.35%
Write-In		36	0.15%

ORLAND UNIFIED SD Gov Bd Mem	Completed Precincts	1 of 1	
Number to Vote For: 3			
NON - BEN W. KRAEMER		28	31.82%
NON - JEFF AGUIAR		16	18.18%
NON - VANGIE PORRAS		16	18.18%
NON - LARRY A. DONNELLEY		15	17.05%
NON - CONNIE CARTER		13	14.77%
Write-In		0	0.00%

CORNING UNION SD Gov Bd Mem	Completed Precincts	6 of 6	
Number to Vote For: 2			
NON - MARTIN H. (MARTY) MATHISEN		2,256	44.80%
NON - LIZETT S. ARRIAGA		2,012	39.95%
NON - JESUS A. ROSAS		756	15.01%
Write-In		12	0.24%

EVERGREEN SD Gov Bd Mem	Completed Precincts	5 of 5	
Number to Vote For: 2			
NON - JAMES TOMASINI		2,181	40.49%
NON - BRADLEY CONSTANT		1,998	37.10%
NON - TAYNA R. KING		1,182	21.95%
Write-In		25	0.4%

RED BLUFF JOINT UNION HIGH SD Gov Bd Mem	Completed Precincts	29 of 29	
Number to Vote For: 2			
NON - LIDA SHARON CHASE		5,703	23.86%
NON - JACK D. HANSEN		5,500	23.01%
NON - ROD MOORE		4,554	19.05%
NON - RHONDA JOHNSON		4,203	17.58%

CAPAY JOINT UNION SD Gov Bd Mem	Completed Precincts	1 of 1	
Number to Vote For: 2			
NON - JENNIFER S.N. BOONE		131	40.18%
NON - LORINDA STRIEBY		97	29.75%
NON - NANCY OSBORNE		96	29.45%
Write-In		2	0.61%

RED BLUFF UNION SD Gov Bd Mem  Number to Vote For: 2 Completed Precincts 12 of 12  NON - MICHELLE L. KINNER 4,457 44.92% NON - CAREY KOEBERER 2,767 27.89% NON - STEVE PIFFERO 2,683 27.04% Write-In 15 0.15%	CORNING Treasurer  Completed Precincts 3 of 3  NON - PALA CANTRELL 1,465 98.12% Write-In 28 1.88%	Measure 30  Completed Precincts 46 of 46  NO 14,106 62.27% YES 8,548 37.73%
CORNING Mayor  Completed Precincts 3 of 3  NON - GARY R. STRACK 1,384 94.73% Write-In 77 5.27%	RED BLUFF Mbr of City Council  Number to Vote For: 2 Completed Precincts 7 of 7  NON - CLAY D. PARKER 2,121 37.41% NON - ROBERT SHEPPARD JR. 1,967 34.70% NON - LISHA GOINGS 1,569 27.68% Write-In 12 0.21%	Measure 31  Completed Precincts 46 of 46  NO 12,241 56.56% YES 9,402 43.44%
CORNING Mbr of City Council  Number to Vote For: 2 Completed Precincts 3 of 3  NON - TONY CARDENAS 1,009 38.93% NON - "WILLIE" WILLETTE SMITH 793 30.59% NON - JOHN H. LEACH 785 30.29% Write-In 5 0.19%	RED BLUFF City Clerk  Completed Precincts 7 of 7  NON - JO ANNA LOPEZ 2,984 98.00% Write-In 61 2.00%	Measure 32  Completed Precincts 46 of 46  YES 12,012 53.66% NO 10,372 46.34%
CORNING City Clerk  Completed Precincts 3 of 3  NON - LISA M. LINNET 1,507 98.56% Write-In 22 1.44%	RED BLUFF Treasurer  Completed Precincts 7 of 7  NON - D. J. GORDY 2,882 97.53% Write-In 73 2.47%	Measure 33  Completed Precincts 46 of 46  NO 11,577 52.29% YES 10,561 47.71%
Measure 34  Completed Precincts 46 of 46  NO 16,310 73.02%		Measure 34  Completed Precincts 46 of 46  NO 16,310 73.02%

Measure 34	Completed Precincts	46 of 46	6,027	26.98%	Measure 39	Completed Precincts	46 of 46	12,553	56.79%
YES					NO			9,551	43.21%
Measure 35	Completed Precincts	46 of 46	17,822	79.76%	Measure 40	Completed Precincts	46 of 46	14,821	69.02%
YES			4,522	20.24%	NO			6,651	30.98%
Measure 36	Completed Precincts	46 of 46	12,913	57.81%	Measure A	Completed Precincts	7 of 7	2,301	60.38%
YES			9,424	42.19%	NO			1,510	39.62%
Measure 37	Completed Precincts	46 of 46	14,738	65.47%					
NO			7,773	34.53%					
Measure 38	Completed Precincts	46 of 46	17,562	78.64%					
NO			4,769	21.36%					



100004	CALIFORNIA													
	Registration	Ballots Cast	Turnout (%)	PRESIDENT AND VICE PRESIDENT- GENERAL BARACK OBAMA	JILL STEIN	THOMAS HOEFLING	MITT ROMNEY	GARY JOHNSON	ROSEANNE BARR		U.S. SENATOR DIANNE FEINSTEIN	ELIZABETH EMKEN		
Bowman 1 & 2 0001	1472	363	24.66	86	2	1	266	3	1		86	268		
Bowman 1 & 2 - Vote By Mail	1472	786	53.40	207	2	4	553	9	2		240	532		
Bowman 3 & 4 0002	1522	394	25.89	100	2	3	276	4	3		117	266		
Bowman 3 & 4 - Vote By Mail	1522	775	50.92	210	9	8	530	5	6		231	519		
Riverview 1 & 2 0003	1558	349	22.40	91	2	1	248	4	1		100	243		
Riverview 1 & 2 - Vote By Mail	1558	949	60.91	272	5	9	639	7	2		295	627		
Red Bluff 6 & 7 0004	1076	274	25.46	128	1	3	124	9	3		125	141		
Red Bluff 6 & 7 - Vote By Mail	1076	455	42.29	213	4	5	209	9	7		213	228		
Red Bluff 2 0005	968	276	28.51	95	2	2	172	2	1		98	171		
Red Bluff 2 - Vote By Mail	968	474	48.97	203	1	1	257	3	2		211	250		
Red Bluff 1 0006	526	111	21.10	45	0	3	57	3	2		44	64		
Red Bluff 1 - Vote By Mail	526	235	44.68	103	3	2	124	1	1		104	122		
Hospital 0007	1137	293	25.77	63	1	1	216	4	1		63	218		
Hospital - Vote By Mail	1137	573	50.40	180	5	9	355	7	6		201	364		
Proberta 0008	320	77	24.06	30	0	1	43	1	2		29	47		
Proberta - Vote By Mail	320	162	50.63	56	0	3	100	2	0		61	97		
Rawson 0009	529	158	29.87	47	0	0	106	2	2		55	101		
Rawson - Vote By Mail	529	231	43.67	81	1	3	133	4	3		82	141		
Reeds Creek 0010	697	139	19.94	24	1	0	111	3	0		31	106		
Reeds Creek - Vote By Mail	697	411	58.97	100	1	5	288	1	6		105	296		
Ridgeway 0011	514	134	26.07	38	0	1	92	0	1		40	85		
Ridgeway - Vote By Mail	514	258	50.19	73	1	1	173	6	0		75	175		
Red Bluff 3 0012	1076	289	26.86	111	5	3	158	5	3		125	153		
Red Bluff 3 - Vote By Mail	1076	396	36.80	185	7	3	189	4	5		198	183		
Red Bluff 4 0013	1095	264	24.11	113	2	1	141	2	3		117	140		
Red Bluff 4 - Vote By Mail	1095	464	42.37	187	2	4	251	3	6		200	252		
Red Bluff 5 0014	831	232	27.92	90	1	1	128	4	3		102	121		
Red Bluff 5 - Vote By Mail	831	362	43.56	145	1	2	198	3	6		153	193		
Bend 1 0015	509	164	32.22	47	0	4	109	2	0		50	105		
Bend 1 - Vote By Mail	509	246	48.33	80	1	4	155	1	2		79	163		
Bend 2 0016	105	0	0.00	0	0	0	0	0	0		0	0		
Bend 2 - Vote By Mail	105	94	89.52	24	0	0	65	2	0		25	66		
Riverlakes 0017	1617	460	28.45	115	3	2	329	6	1		137	314		
Riverlakes - Vote By Mail	1617	882	54.55	284	1	2	573	6	2		305	558		
Antelope 1 0018	1133	264	23.30	101	1	1	157	0	1		98	155		
Antelope 1 - Vote By Mail	1133	616	54.37	209	2	6	380	9	5		235	370		
Antelope 2 & 4 0019	679	193	28.42	65	0	1	114	5	4		77	106		
Antelope 2 & 4 - Vote By Mail	679	324	47.72	120	0	1	184	5	2		124	186		
Antelope 3 0020	1040	276	26.54	78	3	1	182	5	1		78	186		
Antelope 3 - Vote By Mail	1040	552	53.08	190	6	3	340	2	3		188	354		
Los Robles 0021	622	160	25.72	48	0	0	106	0	4		56	101		
Los Robles - Vote By Mail	622	337	54.18	104	2	1	220	2	3		100	222		
Manton 0022	219	0	0.00	0	0	0	0	0	0		0	0		
Manton - Vote By Mail	219	166	75.80	55	3	0	93	8	4		61	100		
Mineral 0023	110	0	0.00	0	0	0	0	0	0		0	0		
Mineral - Vote By Mail	110	102	92.73	43	2	2	53	1	0		45	56		
Paynes Creek 0024	208	0	0.00	0	0	0	0	0	0		0	0		
Paynes Creek - Vote By Mail	208	149	71.63	40	0	1	102	2	1		46	99		
Red Bluff 8 & 9 0025	535	88	16.45	39	0	1	44	0	3		42	39		
Red Bluff 8 & 9 - Vote By Mail	535	233	43.55	91	0	2	132	0	3		94	135		
Red Bank 0026	156	0	0.00	0	0	0	0	0	0		0	0		
Red Bank - Vote By Mail	156	139	89.10	40	4	2	89	1	0		49	87		
Liberal/Maywood 0027	1107	319	28.82	94	3	2	208	7	2		100	208		
Liberal/Maywood - Vote By Mail	1107	487	43.99	147	2	2	319	7	3		160	313		
Butte Mountain 0028	28	0	0.00	0	0	0	0	0	0		0	0		
Butte Mountain - Vote By Mail	28	16	57.14	10	0	0	6	0	0		10	6		
El Camino 0029	703	224	31.86	74	3	4	136	1	0		78	139		
El Camino - Vote By Mail	703	287	40.83	103	3	3	170	1	3		96	181		
Flournoy 0030	147	0	0.00	0	0	0	0	0	0		0	0		
Flournoy - Vote By Mail	147	114	77.55	31	1	1	81	0	0		33	80		
Paskenta 0031	108	0	0.00	0	0	0	0	0	0		0	0		

100004	CALIFORNIA													
	Registration	Ballots Cast	Turnout (%)	PRESIDENT AND VICE PRESIDENT- GENERAL BARACK OBAMA	JILL STEIN	THOMAS HOEFLING	MITT ROMNEY	GARY JOHNSON	ROSEANNE BARR		U. S. SENATOR DIANNE FEINSTEIN	ELIZABETH EMKEN		
Paskenta - Vote By Mail	108	92	85.19	22	0	0	69	0	0		19	71		
Rancho Tehama 0032	769	223	29.00	99	0	5	112	0	4		99	114		
Rancho Tehama - Vote By Mail	769	321	41.74	148	3	5	154	2	6		152	163		
Richfield 0033	602	233	38.70	59	0	2	160	2	2		62	166		
Richfield - Vote By Mail	602	225	37.38	61	0	2	153	5	2		77	143		
Tehama 2 0034	121	0	0.00	0	0	0	0	0	0		0	0		
Tehama 2 - Vote By Mail	121	90	74.38	19	0	1	69	1	0		19	70		
Corning 1 & 2 0035	911	271	29.75	106	1	5	147	4	2		116	147		
Corning 1 & 2 - Vote By Mail	911	348	38.20	161	2	2	171	3	2		161	182		
Corning 4, 5 & 7 0036	739	225	30.45	108	0	3	103	3	4		113	105		
Corning 4, 5 & 7 - Vote By Mail	739	247	33.42	104	2	4	129	1	0		95	146		
Capay 0037	261	89	34.10	28	1	0	59	1	0		28	58		
Capay - Vote By Mail	261	116	44.44	38	0	4	70	0	1		37	77		
Kirkwood 0038	157	0	0.00	0	0	0	0	0	0		0	0		
Kirkwood - Vote By Mail	157	123	78.34	25	0	0	97	0	0		24	94		
Lemon Home 0039	45	0	0.00	0	0	0	0	0	0		0	0		
Lemon Home - Vote By Mail	45	36	80.00	10	0	0	25	1	0		7	28		
Gerber/Las Flores 0040	476	118	24.79	54	0	1	61	0	0		46	66		
Gerber/Las Flores - Vote By Mail	476	184	38.66	77	4	2	90	3	4		80	101		
Los Molinos 0041	1027	338	32.91	118	1	3	195	6	5		135	189		
Los Molinos - Vote By Mail	1027	410	39.92	162	3	1	234	4	2		168	233		
Moon/Olive 0042	1293	355	27.46	130	1	2	212	5	3		124	217		
Moon/Olive - Vote By Mail	1293	597	46.17	224	2	6	354	1	3		222	363		
Oak Park 0043	886	255	28.78	80	0	1	167	3	3		89	151		
Oak Park - Vote By Mail	886	421	47.52	141	0	2	266	4	4		151	260		
Vina 0044	325	121	37.23	35	1	0	84	0	1		41	76		
Vina - Vote By Mail	325	132	40.62	48	0	4	76	3	0		44	84		
Corning 3, 6 & 8 0045	998	303	30.36	131	0	5	149	6	5		135	153		
Corning 3, 6 & 8 - Vote By Mail	998	437	43.79	178	2	4	239	2	5		171	249		
Tehama 1 0046	217	0	0.00	0	0	0	0	0	0		0	0		
Tehama 1 - Vote By Mail	217	175	80.65	60	1	0	106	1	3		67	103		
Precinct Totals	31174	8032	25.77	2670	37	64	4972	102	71		2836	4919		
Vote By Mail Totals	31174	15229	48.85	5264	88	126	9263	142	115		5513	9322		
Grand Totals	31174	23261	74.62	7934	125	190	14235	244	186		8349	14241		
1ST CONGRESSIONAL	31174	23261	74.62	7934	125	190	14235	244	186		8349	14241		
4TH SENATE	31174	23261	74.62	7934	125	190	14235	244	186		8349	14241		
3RD ASSEMBLY	31174	23261	74.62	7934	125	190	14235	244	186		8349	14241		
2ND EQUALIZATION	31174	23261	74.62	7934	125	190	14235	244	186		8349	14241		
SUPE DIST 1	7122	5441	76.40	1753	33	42	3455	59	31		1864	3431		
SUPE DIST 2	6199	4443	71.67	1523	28	38	2682	51	47		1637	2672		
SUPE DIST 3	6777	5306	78.29	1733	24	32	3338	56	39		1840	3315		
SUPE DIST 4	5391	3861	71.62	1386	24	43	2276	38	30		1439	2321		
SUPE DIST 5	5685	4210	74.05	1539	16	35	2484	40	39		1569	2502		
TEHAMA COUNTY	31174	23261	74.62	7934	125	190	14235	244	186		8349	14241		
CORNING	2648	1831	69.15	788	7	23	938	19	18		791	982		
RED BLUFF	6107	4153	68.00	1748	29	33	2184	48	48		1826	2192		
TEHAMA	217	175	80.65	60	1	0	106	1	3		67	103		
UNINCORPORATED AREA	22202	17102	77.03	5338	88	134	11007	176	117		5665	10964		

CALIFORNIA															
100004	Registration	Ballots Cast	Turnout (%)	PRESIDENT AND VICE PRESIDENT - GENERAL BARACK OBAMA	JILL STEIN	THOMAS HOEFLING	MITT ROMNEY	GARY JOHNSON	ROSEANNE BARR	U.S. SENATOR DIANNE FEINSTEIN	ELIZABETH EMKEN				
Bowman 1 & 2 0001	1472	363	24.66	86	2	1	266	3	1	86	268				
Bowman 1 & 2 - Vote By Mail	1472	786	53.40	207	2	4	553	9	2	240	532				
Bowman 3 & 4 0002	1522	394	25.89	100	2	3	276	4	3	117	266				
Bowman 3 & 4 - Vote By Mail	1522	775	50.92	210	9	8	530	5	6	231	519				
Riverview 1 & 2 0003	1558	349	22.40	91	2	1	248	4	1	100	243				
Riverview 1 & 2 - Vote By Mail	1558	949	60.91	272	5	9	639	7	2	295	627				
Red Bluff 6 & 7 0004	1076	274	25.46	128	1	3	124	9	3	125	141				
Red Bluff 6 & 7 - Vote By Mail	1076	455	42.29	213	4	5	209	9	7	213	228				
Red Bluff 2 0005	968	276	28.51	95	2	2	172	2	1	98	171				
Red Bluff 2 - Vote By Mail	968	474	48.97	203	1	1	257	3	2	211	250				
Red Bluff 1 0006	526	111	21.10	45	0	3	57	3	2	44	64				
Red Bluff 1 - Vote By Mail	526	235	44.68	103	3	2	124	1	1	104	122				
Hospital 0007	1137	293	25.77	63	1	1	216	4	1	63	218				
Hospital - Vote By Mail	1137	573	50.40	180	5	9	355	7	6	201	364				
Proberta 0008	320	77	24.06	30	0	1	43	1	2	29	47				
Proberta - Vote By Mail	320	162	50.63	56	0	3	100	2	0	61	97				
Rawson 0009	529	158	29.87	47	0	0	106	2	2	55	101				
Rawson - Vote By Mail	529	231	43.67	81	1	3	133	4	3	82	141				
Reeds Creek 0010	697	139	19.94	24	1	0	111	3	0	31	106				
Reeds Creek - Vote By Mail	697	411	58.97	100	1	5	288	1	6	105	296				
Ridgeway 0011	514	134	26.07	38	0	1	92	0	1	40	85				
Ridgeway - Vote By Mail	514	258	50.19	73	1	1	173	6	0	75	175				
Red Bluff 3 0012	1076	289	26.86	111	5	3	158	5	3	125	153				
Red Bluff 3 - Vote By Mail	1076	396	36.80	185	7	3	189	4	5	198	183				
Red Bluff 4 0013	1095	264	24.11	113	2	1	141	2	3	117	140				
Red Bluff 4 - Vote By Mail	1095	464	42.37	187	2	4	251	3	6	200	252				
Red Bluff 5 0014	831	232	27.92	90	1	1	128	4	3	102	121				
Red Bluff 5 - Vote By Mail	831	362	43.56	145	1	2	198	3	6	153	193				
Bend 1 0015	509	164	32.22	47	0	4	109	2	0	50	105				
Bend 1 - Vote By Mail	509	246	48.33	80	1	4	155	1	2	79	163				
Bend 2 0016	105	0	0.00	0	0	0	0	0	0	0	0				
Bend 2 - Vote By Mail	105	94	89.52	24	0	0	65	2	0	25	66				
Riverlakes 0017	1617	460	28.45	115	3	2	329	6	1	137	314				
Riverlakes - Vote By Mail	1617	882	54.55	284	1	2	573	6	2	305	558				
Antelope 1 0018	1133	264	23.30	101	1	1	157	0	1	98	155				
Antelope 1 - Vote By Mail	1133	616	54.37	209	2	6	380	9	5	235	370				
Antelope 2 & 4 0019	679	193	28.42	65	0	1	114	5	4	77	106				
Antelope 2 & 4 - Vote By Mail	679	324	47.72	120	0	1	184	5	2	124	186				
Antelope 3 0020	1040	276	26.54	78	3	1	182	5	1	78	186				
Antelope 3 - Vote By Mail	1040	552	53.08	190	6	3	340	2	3	188	354				
Los Robles 0021	622	160	25.72	48	0	0	106	0	4	56	101				
Los Robles - Vote By Mail	622	337	54.18	104	2	1	220	2	3	100	222				
Manton 0022	219	0	0.00	0	0	0	0	0	0	0	0				
Manton - Vote By Mail	219	166	75.80	55	3	0	93	8	4	61	100				
Mineral 0023	110	0	0.00	0	0	0	0	0	0	0	0				
Mineral - Vote By Mail	110	102	92.73	43	2	2	53	1	0	45	56				
Paynes Creek 0024	208	0	0.00	0	0	0	0	0	0	0	0				
Paynes Creek - Vote By Mail	208	149	71.63	40	0	1	102	2	1	46	99				
Red Bluff 8 & 9 0025	535	88	16.45	39	0	1	44	0	3	42	39				
Red Bluff 8 & 9 - Vote By Mail	535	233	43.55	91	0	2	132	0	3	94	135				
Red Bank 0026	156	0	0.00	0	0	0	0	0	0	0	0				
Red Bank - Vote By Mail	156	139	89.10	40	4	2	89	1	0	49	87				
Liberal/Maywood 0027	1107	319	28.82	94	3	2	208	7	2	100	208				
Liberal/Maywood - Vote By Mail	1107	487	43.99	147	2	2	319	7	3	160	313				
Butte Mountain 0028	28	0	0.00	0	0	0	0	0	0	0	0				
Butte Mountain - Vote By Mail	28	16	57.14	10	0	0	6	0	0	10	6				
El Camino 0029	703	224	31.86	74	3	4	136	1	0	78	139				
El Camino - Vote By Mail	703	287	40.83	103	3	3	170	1	3	96	181				
Flournoy 0030	147	0	0.00	0	0	0	0	0	0	0	0				
Flournoy - Vote By Mail	147	114	77.55	31	1	1	81	0	0	33	80				
Paskenta 0031	108	0	0.00	0	0	0	0	0	0	0	0				

CALIFORNIA														
100004	Registration	Ballots Cast	Turnout (%)	PRESIDENT AND VICE PRESIDENT - GENERAL BARACK OBAMA	JILL STEIN	THOMAS HOEFLING	MITT ROMNEY	GARY JOHNSON	ROSEANNE BARR	U. S. SENATOR DIANNE FEINSTEIN	ELIZABETH EMKEN			
Paskenta - Vote By Mail	108	92	85.19	22	0	0	69	0	0	19	71			
Rancho Tehama 0032	769	223	29.00	99	0	5	112	0	4	99	114			
Rancho Tehama - Vote By Mail	769	321	41.74	148	3	5	154	2	6	152	163			
Richfield 0033	602	233	38.70	59	0	2	160	2	2	62	166			
Richfield - Vote By Mail	602	225	37.38	61	0	2	153	5	2	77	143			
Tehama 2 0034	121	0	0.00	0	0	0	0	0	0	0	0			
Tehama 2 - Vote By Mail	121	90	74.38	19	0	1	69	1	0	19	70			
Corning 1 & 2 0035	911	271	29.75	106	1	5	147	4	2	116	147			
Corning 1 & 2 - Vote By Mail	911	348	38.20	161	2	2	171	3	2	161	182			
Corning 4, 5 & 7 0036	739	225	30.45	108	0	3	103	3	4	113	105			
Corning 4, 5 & 7 - Vote By Mail	739	247	33.42	104	2	4	129	1	0	95	146			
Capay 0037	261	89	34.10	28	1	0	59	1	0	28	58			
Capay - Vote By Mail	261	116	44.44	38	0	4	70	0	1	37	77			
Kirkwood 0038	157	0	0.00	0	0	0	0	0	0	0	0			
Kirkwood - Vote By Mail	157	123	78.34	25	0	0	97	0	0	24	94			
Lemon Home 0039	45	0	0.00	0	0	0	0	0	0	0	0			
Lemon Home - Vote By Mail	45	36	80.00	10	0	0	25	1	0	7	28			
Gerber/Las Flores 0040	476	118	24.79	54	0	1	61	0	0	46	66			
Gerber/Las Flores - Vote By Mail	476	184	38.66	77	4	2	90	3	4	80	101			
Los Molinos 0041	1027	338	32.91	118	1	3	195	6	5	135	189			
Los Molinos - Vote By Mail	1027	410	39.92	162	3	1	234	4	2	168	233			
Moon/Olive 0042	1293	355	27.46	130	1	2	212	5	3	124	217			
Moon/Olive - Vote By Mail	1293	597	46.17	224	2	6	354	1	3	222	363			
Oak Park 0043	886	255	28.78	80	0	1	167	3	3	89	151			
Oak Park - Vote By Mail	886	421	47.52	141	0	2	266	4	4	151	260			
Vina 0044	325	121	37.23	35	1	0	84	0	1	41	76			
Vina - Vote By Mail	325	132	40.62	48	0	4	76	3	0	44	84			
Corning 3, 6 & 8 0045	998	303	30.36	131	0	5	149	6	5	135	153			
Corning 3, 6 & 8 - Vote By Mail	998	437	43.79	178	2	4	239	2	5	171	249			
Tehama 1 0046	217	0	0.00	0	0	0	0	0	0	0	0			
Tehama 1 - Vote By Mail	217	175	80.65	60	1	0	106	1	3	67	103			
Precinct Totals	31174	8032	25.77	2670	37	64	4972	102	71	2836	4919			
Vote By Mail Totals	31174	15229	48.85	5264	88	126	9263	142	115	5513	9322			
Grand Totals	31174	23261	74.62	7934	125	190	14235	244	186	8349	14241			
1ST CONGRESSIONAL	31174	23261	74.62	7934	125	190	14235	244	186	8349	14241			
4TH SENATE	31174	23261	74.62	7934	125	190	14235	244	186	8349	14241			
3RD ASSEMBLY	31174	23261	74.62	7934	125	190	14235	244	186	8349	14241			
2ND EQUALIZATION	31174	23261	74.62	7934	125	190	14235	244	186	8349	14241			
SUPE DIST 1	7122	5441	76.40	1753	33	42	3455	59	31	1864	3431			
SUPE DIST 2	6199	4443	71.67	1523	28	38	2682	51	47	1637	2672			
SUPE DIST 3	6777	5306	78.29	1733	24	32	3338	56	39	1840	3315			
SUPE DIST 4	5391	3861	71.62	1386	24	43	2276	38	30	1439	2321			
SUPE DIST 5	5685	4210	74.05	1539	16	35	2484	40	39	1569	2502			
TEHAMA COUNTY	31174	23261	74.62	7934	125	190	14235	244	186	8349	14241			
CORNING	2648	1831	69.15	788	7	23	938	19	18	791	982			
RED BLUFF	6107	4153	68.00	1748	29	33	2184	48	48	1826	2192			
TEHAMA	217	175	80.65	60	1	0	106	1	3	67	103			
UNINCORPORATED AREA	22202	17102	77.03	5338	88	134	11007	176	117	5665	10964			





100007	NON-PARTISAN STATE SENATOR DISTRICT 4TH														
	Registration	Ballots Cast	Turnout (%)		JIM NIELSEN	MICHAEL "MICKEY" HARRINGTON	BENJAMIN "BEN" EMERY	DAN LEVINE	DAN LOGUE	JANN REED					
Bowman 1 & 2 0001	1472	363	24.66		234	47	11	19	24	14					
Bowman 1 & 2 - Vote By Mail	1472	786	53.40		490	138	13	36	55	28					
Bowman 3 & 4 0002	1522	394	25.89		247	61	9	14	28	17					
Bowman 3 & 4 - Vote By Mail	1522	775	50.92		478	138	13	40	49	29					
Riverview 1 & 2 0003	1558	349	22.40		215	43	5	9	37	22					
Riverview 1 & 2 - Vote By Mail	1558	949	60.91		546	172	19	38	103	42					
Red Bluff 6 & 7 0004	1076	274	25.46		120	68	10	10	26	19					
Red Bluff 6 & 7 - Vote By Mail	1076	455	42.29		199	127	15	20	39	30					
Red Bluff 2 0005	968	276	28.51		154	50	6	10	25	13					
Red Bluff 2 - Vote By Mail	968	474	48.97		208	123	6	18	54	42					
Red Bluff 1 0006	526	111	21.10		43	31	3	3	14	11					
Red Bluff 1 - Vote By Mail	526	235	44.68		104	62	4	18	21	16					
Hospital 0007	1137	293	25.77		188	34	1	12	28	12					
Hospital - Vote By Mail	1137	573	50.40		323	120	20	26	42	23					
Proberta 0008	320	77	24.06		44	21	2	1	3	3					
Proberta - Vote By Mail	320	162	50.63		92	41	2	4	11	3					
Rawson 0009	529	158	29.87		95	27	5	10	9	7					
Rawson - Vote By Mail	529	231	43.67		125	58	5	8	17	9					
Reeds Creek 0010	697	139	19.94		107	14	3	3	7	4					
Reeds Creek - Vote By Mail	697	411	58.97		267	61	10	17	35	12					
Ridgeway 0011	514	134	26.07		85	23	1	2	6	6					
Ridgeway - Vote By Mail	514	258	50.19		150	45	4	9	26	11					
Red Bluff 3 0012	1076	289	26.86		141	71	4	12	18	24					
Red Bluff 3 - Vote By Mail	1076	396	36.80		164	108	20	18	31	25					
Red Bluff 4 0013	1095	264	24.11		122	64	7	10	22	26					
Red Bluff 4 - Vote By Mail	1095	464	42.37		224	115	9	22	47	25					
Red Bluff 5 0014	831	232	27.92		112	52	8	10	22	14					
Red Bluff 5 - Vote By Mail	831	362	43.56		167	101	12	14	30	17					
Bend 1 0015	509	164	32.22		94	28	4	9	11	9					
Bend 1 - Vote By Mail	509	246	48.33		148	50	4	15	9	14					
Bend 2 0016	105	0	0.00		0	0	0	0	0	0					
Bend 2 - Vote By Mail	105	94	89.52		53	20	0	1	13	0					
Riverlakes 0017	1617	460	28.45		294	75	5	19	29	13					
Riverlakes - Vote By Mail	1617	882	54.55		503	196	17	24	75	29					
Antelope 1 0018	1133	264	23.30		135	50	5	9	26	19					
Antelope 1 - Vote By Mail	1133	616	54.37		320	148	22	31	51	25					
Antelope 2 & 4 0019	679	193	28.42		107	29	7	7	15	17					
Antelope 2 & 4 - Vote By Mail	679	324	47.72		168	58	8	18	24	24					
Antelope 3 0020	1040	276	26.54		152	55	4	14	27	9					
Antelope 3 - Vote By Mail	1040	552	53.08		301	109	10	35	55	23					
Los Robles 0021	622	160	25.72		99	22	3	4	12	11					
Los Robles - Vote By Mail	622	337	54.18		196	56	10	17	29	16					
Manton 0022	219	0	0.00		0	0	0	0	0	0					
Manton - Vote By Mail	219	166	75.80		97	43	3	6	5	10					
Mineral 0023	110	0	0.00		0	0	0	0	0	0					
Mineral - Vote By Mail	110	102	92.73		51	28	2	5	10	1					
Paynes Creek 0024	208	0	0.00		0	0	0	0	0	0					
Paynes Creek - Vote By Mail	208	149	71.63		89	33	4	7	8	3					
Red Bluff 8 & 9 0025	535	88	16.45		36	26	4	7	3	6					
Red Bluff 8 & 9 - Vote By Mail	535	233	43.55		124	51	4	9	23	11					
Red Bank 0026	156	0	0.00		0	0	0	0	0	0					
Red Bank - Vote By Mail	156	139	89.10		83	31	3	4	7	6					
Liberal/Maywood 0027	1107	319	28.82		174	57	8	19	29	22					
Liberal/Maywood - Vote By Mail	1107	487	43.99		299	100	12	12	23	22					
Butte Mountain 0028	28	0	0.00		0	0	0	0	0	0					
Butte Mountain - Vote By Mail	28	16	57.14		5	5	1	0	1	4					
El Camino 0029	703	224	31.86		136	37	6	11	17	13					
El Camino - Vote By Mail	703	287	40.83		167	62	8	14	20	9					
Flournoy 0030	147	0	0.00		0	0	0	0	0	0					
Flournoy - Vote By Mail	147	114	77.55		80	22	3	5	0	0					
Paskenta 0031	108	0	0.00		0	0	0	0	0	0					

100007	NON-PARTISAN STATE SENATOR DISTRICT 4TH														
	Registration	Ballots Cast	Turnout (%)		JIM NIELSEN	MICHAEL "MICKEY" HARRINGTON	BENJAMIN "BEN" EMERY	DAN LEVINE	DAN LOGUE	JANN REED					
Paskenta - Vote By Mail	108	92	85.19		62	10	3	1	10	3					
Rancho Tehama 0032	769	223	29.00		95	71	6	10	11	20					
Rancho Tehama - Vote By Mail	769	321	41.74		141	105	18	17	24	10					
Richfield 0033	602	233	38.70		143	32	4	14	22	13					
Richfield - Vote By Mail	602	225	37.38		141	40	3	12	15	10					
Tehama 2 0034	121	0	0.00		0	0	0	0	0	0					
Tehama 2 - Vote By Mail	121	90	74.38		60	8	3	4	8	3					
Corning 1 & 2 0035	911	271	29.75		130	67	9	12	20	18					
Corning 1 & 2 - Vote By Mail	911	348	38.20		167	117	8	5	20	18					
Corning 4, 5 & 7 0036	739	225	30.45		94	68	7	4	14	24					
Corning 4, 5 & 7 - Vote By Mail	739	247	33.42		120	73	3	7	26	10					
Capay 0037	261	89	34.10		61	17	1	0	2	4					
Capay - Vote By Mail	261	116	44.44		73	17	0	5	9	7					
Kirkwood 0038	157	0	0.00		0	0	0	0	0	0					
Kirkwood - Vote By Mail	157	123	78.34		85	13	1	3	13	5					
Lemon Home 0039	45	0	0.00		0	0	0	0	0	0					
Lemon Home - Vote By Mail	45	36	80.00		23	8	2	1	2	0					
Gerber/Las Flores 0040	476	118	24.79		66	26	1	3	3	9					
Gerber/Las Flores - Vote By Mail	476	184	38.66		87	44	8	12	13	13					
Los Molinos 0041	1027	338	32.91		181	75	7	19	17	19					
Los Molinos - Vote By Mail	1027	410	39.92		210	99	12	28	27	20					
Moon/Olive 0042	1293	355	27.46		203	66	9	12	28	17					
Moon/Olive - Vote By Mail	1293	597	46.17		322	132	10	36	40	31					
Oak Park 0043	886	255	28.78		149	54	2	13	15	12					
Oak Park - Vote By Mail	886	421	47.52		240	93	7	18	26	26					
Vina 0044	325	121	37.23		77	20	3	3	6	6					
Vina - Vote By Mail	325	132	40.62		89	26	4	1	2	7					
Corning 3, 6 & 8 0045	998	303	30.36		135	75	11	13	23	30					
Corning 3, 6 & 8 - Vote By Mail	998	437	43.79		222	110	12	15	36	19					
Tehama 1 0046	217	0	0.00		0	0	0	0	0	0					
Tehama 1 - Vote By Mail	217	175	80.65		87	33	5	16	20	10					
Precinct Totals	31174	8032	25.77		4468	1556	181	327	599	483					
Vote By Mail Totals	31174	15229	48.85		8350	3349	362	672	1204	701					
Grand Totals	31174	23261	74.62		12818	4905	543	999	1803	1184					
1ST CONGRESSIONAL	31174	23261	74.62		12818	4905	543	999	1803	1184					
4TH SENATE	31174	23261	74.62		12818	4905	543	999	1803	1184					
3RD ASSEMBLY	31174	23261	74.62		12818	4905	543	999	1803	1184					
2ND EQUALIZATION	31174	23261	74.62		12818	4905	543	999	1803	1184					
SUPE DIST 1	7122	5441	76.40		3038	1060	114	235	475	283					
SUPE DIST 2	6199	4443	71.67		2406	955	113	178	354	221					
SUPE DIST 3	6777	5306	78.29		2967	1077	116	237	425	240					
SUPE DIST 4	5391	3861	71.62		2097	905	105	151	267	205					
SUPE DIST 5	5885	4210	74.05		2310	908	95	198	282	235					
TEHAMA COUNTY	31174	23261	74.62		12818	4905	543	999	1803	1184					
CORNING	2648	1831	69.15		868	510	50	56	139	119					
RED BLUFF	6107	4153	68.00		1918	1049	112	181	375	279					
TEHAMA	217	175	80.65		87	33	5	16	20	10					
UNINCORPORATED AREA	22202	17102	77.03		9945	3313	376	746	1269	776					







100009	NON-PARTISAN ORLAND UNIFIED SD GOV BD MEM														
	Registration	Ballots Cast	Turnout (%)		CONNIE CARTER	JEFF AGUIAR	BEN W. KRAEMER	LARRY A. DONNELLY	VANGIE PORRAS						
Lemon Home 0039	45	0	0.00		0	0	0	0	0						
Lemon Home - Vote By Mail	45	36	80.00		13	16	28	15	16						
Precinct Totals	45	0	0.00		0	0	0	0	0						
Vote By Mail Totals	45	36	80.00		13	16	28	15	16						
Grand Totals	45	36	80.00		13	16	28	15	16						
1ST CONGRESSIONAL	45	36	80.00		13	16	28	15	16						
4TH SENATE	45	36	80.00		13	16	28	15	16						
3RD ASSEMBLY	45	36	80.00		13	16	28	15	16						
2ND EQUALIZATION	45	36	80.00		13	16	28	15	16						
SUPE DIST 5	45	36	80.00		13	16	28	15	16						
TEHAMA COUNTY	45	36	80.00		13	16	28	15	16						
UNINCORPORATED AREA	45	36	80.00		13	16	28	15	16						

NON-PARTISAN RED BLUFF JOINT UNION HIGH SD GOV BD MEM															
100010	Registration	Ballots Cast	Turnout (%)		ROGER COX	LIDA SHARON CHASE	JACK D. HANSEN	ROD MOORE	RHONDA JOHNSON						
Bowman 1 & 2 0001	1472	363	24.66		85	123	88	76	84						
Bowman 1 & 2 - Vote By Mail	1472	786	53.40		149	256	175	203	234						
Bowman 3 & 4 0002	1522	394	25.89		84	127	87	79	92						
Bowman 3 & 4 - Vote By Mail	1522	775	50.92		165	266	188	197	216						
Riverview 1 & 2 0003	1558	349	22.40		99	115	120	93	75						
Riverview 1 & 2 - Vote By Mail	1558	949	60.91		236	301	381	268	238						
Red Bluff 6 & 7 0004	1076	274	25.46		69	99	98	66	46						
Red Bluff 6 & 7 - Vote By Mail	1076	455	42.29		108	181	174	122	116						
Red Bluff 2 0005	968	276	28.51		55	68	122	93	57						
Red Bluff 2 - Vote By Mail	968	474	48.97		89	163	192	179	144						
Red Bluff 1 0006	526	111	21.10		28	32	33	33	22						
Red Bluff 1 - Vote By Mail	526	235	44.68		54	89	84	60	56						
Hospital 0007	1137	293	25.77		81	97	88	77	60						
Hospital - Vote By Mail	1137	573	50.40		136	179	208	199	166						
Proberta 0008	320	77	24.06		17	36	19	21	15						
Proberta - Vote By Mail	320	162	50.63		40	56	48	60	39						
Rawson 0009	529	158	29.87		36	55	58	42	36						
Rawson - Vote By Mail	529	231	43.67		46	90	85	63	48						
Reeds Creek 0010	697	139	19.94		40	46	45	39	36						
Reeds Creek - Vote By Mail	697	411	58.97		99	141	146	135	112						
Ridgeway 0011	514	134	26.07		39	34	59	32	29						
Ridgeway - Vote By Mail	514	258	50.19		56	84	84	72	50						
Red Bluff 3 0012	1076	289	26.86		78	95	86	67	57						
Red Bluff 3 - Vote By Mail	1076	396	36.80		100	152	128	74	83						
Red Bluff 4 0013	1095	264	24.11		69	96	92	61	61						
Red Bluff 4 - Vote By Mail	1095	464	42.37		117	164	170	126	127						
Red Bluff 5 0014	831	232	27.92		54	72	89	62	46						
Red Bluff 5 - Vote By Mail	831	362	43.56		75	132	138	117	84						
Bend 1 0015	509	164	32.22		32	48	47	45	37						
Bend 1 - Vote By Mail	509	246	48.33		59	80	78	71	70						
Bend 2 0016	105	0	0.00		0	0	0	0	0						
Bend 2 - Vote By Mail	105	94	89.52		30	26	21	20	17						
Riverlakes 0017	1617	460	28.45		116	154	94	117	134						
Riverlakes - Vote By Mail	1617	882	54.55		193	297	190	243	253						
Antelope 1 0018	1133	264	23.30		60	84	116	70	53						
Antelope 1 - Vote By Mail	1133	616	54.37		156	222	239	165	137						
Antelope 2 & 4 0019	679	193	28.42		41	64	87	62	29						
Antelope 2 & 4 - Vote By Mail	679	324	47.72		60	101	126	110	96						
Antelope 3 0020	1040	276	26.54		54	87	108	93	56						
Antelope 3 - Vote By Mail	1040	552	53.08		119	181	224	144	153						
Los Robles 0021	622	160	25.72		41	41	50	47	47						
Los Robles - Vote By Mail	622	337	54.18		67	127	116	81	89						
Manton 0022	219	0	0.00		0	0	0	0	0						
Manton - Vote By Mail	219	166	75.80		39	66	61	38	44						
Mineral 0023	110	0	0.00		0	0	0	0	0						
Mineral - Vote By Mail	110	102	92.73		17	29	28	27	28						
Paynes Creek 0024	208	0	0.00		0	0	0	0	0						
Paynes Creek - Vote By Mail	208	149	71.63		37	51	55	40	40						
Red Bluff 8 & 9 0025	535	88	16.45		23	36	28	15	22						
Red Bluff 8 & 9 - Vote By Mail	535	233	43.55		58	85	86	57	51						
Red Bank 0026	156	0	0.00		0	0	0	0	0						
Red Bank - Vote By Mail	156	139	89.10		38	39	38	32	30						
El Camino 0029	703	224	31.86		71	76	69	42	50						
El Camino - Vote By Mail	703	287	40.83		72	97	96	68	74						
Gerber/Las Flores 0040	476	118	24.79		37	43	25	32	26						
Gerber/Las Flores - Vote By Mail	476	184	38.66		40	84	44	48	52						
Oak Park 0043	886	255	28.78		58	90	66	63	54						
Oak Park - Vote By Mail	886	421	47.52		86	146	123	108	132						
Precinct Totals	22319	5555	24.89		1367	1818	1774	1427	1224						

100010	NON-PARTISAN RED BLUFF JOINT UNION HIGH SD GOV BD MEM														
	Registration	Ballots Cast	Turnout (%)		ROGER COX	LIDA SHARON CHASE	JACK D. HANSEN	ROD MOORE	RHONDA JOHNSON						
Vote By Mail Totals	22319	11263	50.46		2541	3885	3726	3127	2979						
Grand Totals	22319	16818	75.35		3908	5703	5500	4554	4203						
1ST CONGRESSIONAL	22319	16818	75.35		3908	5703	5500	4554	4203						
4TH SENATE	22319	16818	75.35		3908	5703	5500	4554	4203						
3RD ASSEMBLY	22319	16818	75.35		3908	5703	5500	4554	4203						
2ND EQUALIZATION	22319	16818	75.35		3908	5703	5500	4554	4203						
SUPE DIST 1	7122	5441	76.40		1221	1820	1742	1469	1380						
SUPE DIST 2	6199	4443	71.67		1083	1529	1543	1247	1049						
SUPE DIST 3	6777	5306	78.29		1202	1779	1754	1445	1356						
SUPE DIST 4	859	650	75.67		181	212	203	142	154						
SUPE DIST 5	1362	978	71.81		221	363	258	251	264						
TEHAMA COUNTY	22319	16818	75.35		3908	5703	5500	4554	4203						
RED BLUFF	6107	4153	68.00		977	1464	1520	1132	972						
UNINCORPORATED AREA	16212	12665	78.12		2931	4239	3980	3422	3231						

NON-PARTISAN CORNING UNION SD GOV BD MEM														
100011	Registration	Ballots Cast	Turnout (%)		LIZETT S. ARRIAGA	MARTIN H. (MARTY) MATHISEN	JESUS A. ROSAS							
Liberal/Maywood 0027	1107	319	28.82		155	148	65							
Liberal/Maywood - Vote By Mail	1107	487	43.99		208	293	65							
Rancho Tehama 0032	769	223	29.00		120	108	45							
Rancho Tehama - Vote By Mail	769	321	41.74		158	177	52							
Corning 1 & 2 0035	911	271	29.75		134	136	50							
Corning 1 & 2 - Vote By Mail	911	348	38.20		186	180	84							
Corning 4, 5 & 7 0036	739	225	30.45		117	120	57							
Corning 4, 5 & 7 - Vote By Mail	739	247	33.42		135	135	50							
Moon/Olive 0042	1293	355	27.46		161	186	51							
Moon/Olive - Vote By Mail	1293	597	46.17		280	336	96							
Corning 3, 6 & 8 0045	998	303	30.36		142	163	57							
Corning 3, 6 & 8 - Vote By Mail	998	437	43.79		216	274	84							
Precinct Totals	5817	1696	29.16		829	861	325							
Vote By Mail Totals	5817	2437	41.89		1183	1395	431							
Grand Totals	5817	4133	71.05		2012	2256	756							
1ST CONGRESSIONAL	5817	4133	71.05		2012	2256	756							
4TH SENATE	5817	4133	71.05		2012	2256	756							
3RD ASSEMBLY	5817	4133	71.05		2012	2256	756							
2ND EQUALIZATION	5817	4133	71.05		2012	2256	756							
SUPE DIST 4	3526	2441	69.23		1213	1297	468							
SUPE DIST 5	2291	1692	73.85		799	959	288							
TEHAMA COUNTY	5817	4133	71.05		2012	2256	756							
CORNING	2648	1831	69.15		930	1008	382							
UNINCORPORATED AREA	3169	2302	72.64		1082	1248	374							







NON-PARTISAN RED BLUFF UNION SD GOV BD MEM														
100014														
	Registration	Ballots Cast	Turnout (%)		MICHELLE L. KINNER	CAREY KOEBERER	STEVE PIFFERO							
Riverview 1 & 2 0003	1558	349	22.40		213	133	111							
Riverview 1 & 2 - Vote By Mail	1558	949	60.91		573	402	314							
Red Bluff 6 & 7 0004	1076	274	25.46		165	87	95							
Red Bluff 6 & 7 - Vote By Mail	1076	455	42.29		287	158	187							
Red Bluff 2 0005	968	276	28.51		174	94	96							
Red Bluff 2 - Vote By Mail	968	474	48.97		298	217	179							
Red Bluff 1 0006	526	111	21.10		70	38	41							
Red Bluff 1 - Vote By Mail	526	235	44.68		146	67	110							
Hospital 0007	1137	293	25.77		178	93	100							
Hospital - Vote By Mail	1137	573	50.40		364	251	220							
Rawson 0009	529	158	29.87		95	57	62							
Rawson - Vote By Mail	529	231	43.67		131	93	82							
Ridgeway 0011	514	134	26.07		69	47	60							
Ridgeway - Vote By Mail	514	258	50.19		144	102	74							
Red Bluff 3 0012	1076	289	26.86		154	102	110							
Red Bluff 3 - Vote By Mail	1076	396	36.80		233	140	133							
Red Bluff 4 0013	1095	264	24.11		153	91	112							
Red Bluff 4 - Vote By Mail	1095	464	42.37		292	164	191							
Red Bluff 5 0014	831	232	27.92		149	67	84							
Red Bluff 5 - Vote By Mail	831	362	43.56		233	155	130							
Antelope 2 & 4 0019	679	193	28.42		46	31	20							
Antelope 2 & 4 - Vote By Mail	679	324	47.72		123	81	70							
Red Bluff 8 & 9 0025	535	88	16.45		46	26	28							
Red Bluff 8 & 9 - Vote By Mail	535	233	43.55		121	71	74							
Precinct Totals	10524	2661	25.29		1512	866	919							
Vote By Mail Totals	10524	4954	47.07		2945	1901	1764							
Grand Totals	10524	7615	72.36		4457	2767	2683							
1ST CONGRESSIONAL	10524	7615	72.36		4457	2767	2683							
4TH SENATE	10524	7615	72.36		4457	2767	2683							
3RD ASSEMBLY	10524	7615	72.36		4457	2767	2683							
2ND EQUALIZATION	10524	7615	72.36		4457	2767	2683							
SUPE DIST 1	4128	3123	75.65		1926	1196	1133							
SUPE DIST 2	5182	3654	70.51		2195	1362	1358							
SUPE DIST 3	1214	838	69.03		336	209	192							
TEHAMA COUNTY	10524	7615	72.36		4457	2767	2683							
RED BLUFF	6107	4153	68.00		2521	1477	1570							
UNINCORPORATED AREA	4417	3462	78.38		1936	1290	1113							

100015	CORNING														
	Registration	Ballots Cast	Turnout (%)		CORNING MAYOR GARY R. STRACK		CORNING MBR OF CITY COUNCIL TONY CARDENAS	'WILLIE' WILLETTE SMITH	JOHN H. LEACH		CORNING CITY CLERK LISA M. LINNET		CORNING TREASURER PALA CANTRELL		
Corning 1 & 2 0035	911	271	29.75		206		153	109	107		222		223		
Corning 1 & 2 - Vote By Mail	911	348	38.20		266		204	161	144		289		283		
Corning 4, 5 & 7 0036	739	225	30.45		172		115	100	73		186		178		
Corning 4, 5 & 7 - Vote By Mail	739	247	33.42		187		142	116	107		203		195		
Corning 3, 6 & 8 0045	998	303	30.36		228		150	118	138		243		237		
Corning 3, 6 & 8 - Vote By Mail	998	437	43.79		325		245	189	216		364		349		
Precinct Totals	2648	799	30.17		606		418	327	318		651		638		
Vote By Mail Totals	2648	1032	38.97		778		591	466	467		856		827		
Grand Totals	2648	1831	69.15		1384		1009	793	785		1507		1465		
1ST CONGRESSIONAL	2648	1831	69.15		1384		1009	793	785		1507		1465		
4TH SENATE	2648	1831	69.15		1384		1009	793	785		1507		1465		
3RD ASSEMBLY	2648	1831	69.15		1384		1009	793	785		1507		1465		
2ND EQUALIZATION	2648	1831	69.15		1384		1009	793	785		1507		1465		
SUPE DIST 4	1650	1091	66.12		831		614	486	431		900		879		
SUPE DIST 5	998	740	74.15		553		395	307	354		607		586		
TEHAMA COUNTY	2648	1831	69.15		1384		1009	793	785		1507		1465		
CORNING	2648	1831	69.15		1384		1009	793	785		1507		1465		

CORNING															
100015	Registration	Ballots Cast	Turnout (%)		CORNING MAYOR GARY R. STRACK		CORNING MBR OF CITY COUNCIL TONY CARDENAS	'WILLIE' WILLETTE SMITH	JOHN H. LEACH		CORNING CITY CLERK LISA M. LINNET		CORNING TREASURER PALA CANTRELL		
Corning 1 & 2 0035	911	271	29.75		206		153	109	107		222		223		
Corning 1 & 2 - Vote By Mail	911	348	38.20		266		204	161	144		289		283		
Corning 4, 5 & 7 0036	739	225	30.45		172		115	100	73		186		178		
Corning 4, 5 & 7 - Vote By Mail	739	247	33.42		187		142	116	107		203		195		
Corning 3, 6 & 8 0045	998	303	30.36		228		150	118	138		243		237		
Corning 3, 6 & 8 - Vote By Mail	998	437	43.79		325		245	189	216		364		349		
Precinct Totals	2648	799	30.17		606		418	327	318		651		638		
Vote By Mail Totals	2648	1032	38.97		778		591	466	467		856		827		
Grand Totals	2648	1831	69.15		1384		1009	793	785		1507		1465		
1ST CONGRESSIONAL	2648	1831	69.15		1384		1009	793	785		1507		1465		
4TH SENATE	2648	1831	69.15		1384		1009	793	785		1507		1465		
3RD ASSEMBLY	2648	1831	69.15		1384		1009	793	785		1507		1465		
2ND EQUALIZATION	2648	1831	69.15		1384		1009	793	785		1507		1465		
SUPE DIST 4	1650	1091	66.12		831		614	486	431		900		879		
SUPE DIST 5	998	740	74.15		553		395	307	354		607		586		
TEHAMA COUNTY	2648	1831	69.15		1384		1009	793	785		1507		1465		
CORNING	2648	1831	69.15		1384		1009	793	785		1507		1465		

100015	CORNING														
	Registration	Ballots Cast	Turnout (%)		CORNING MAYOR GARY R. STRACK		CORNING MBR OF CITY COUNCIL TONY CARDENAS	'WILLIE' WILLETTE SMITH	JOHN H. LEACH		CORNING CITY CLERK LISA M. LINNET		CORNING TREASURER PALA CANTRELL		
Corning 1 & 2 0035	911	271	29.75		206		153	109	107		222		223		
Corning 1 & 2 - Vote By Mail	911	348	38.20		266		204	161	144		289		283		
Corning 4, 5 & 7 0036	739	225	30.45		172		115	100	73		186		178		
Corning 4, 5 & 7 - Vote By Mail	739	247	33.42		187		142	116	107		203		195		
Corning 3, 6 & 8 0045	998	303	30.36		228		150	118	138		243		237		
Corning 3, 6 & 8 - Vote By Mail	998	437	43.79		325		245	189	216		364		349		
Precinct Totals	2648	799	30.17		606		418	327	318		651		638		
Vote By Mail Totals	2648	1032	38.97		778		591	466	467		856		827		
Grand Totals	2648	1831	69.15		1384		1009	793	785		1507		1465		
1ST CONGRESSIONAL	2648	1831	69.15		1384		1009	793	785		1507		1465		
4TH SENATE	2648	1831	69.15		1384		1009	793	785		1507		1465		
3RD ASSEMBLY	2648	1831	69.15		1384		1009	793	785		1507		1465		
2ND EQUALIZATION	2648	1831	69.15		1384		1009	793	785		1507		1465		
SUPE DIST 4	1650	1091	66.12		831		614	486	431		900		879		
SUPE DIST 5	998	740	74.15		553		395	307	354		607		586		
TEHAMA COUNTY	2648	1831	69.15		1384		1009	793	785		1507		1465		
CORNING	2648	1831	69.15		1384		1009	793	785		1507		1465		

100015	CORNING														
	Registration	Ballots Cast	Turnout (%)		CORNING MAYOR GARY R. STRACK		CORNING MBR OF CITY COUNCIL TONY CARDENAS	'WILLIE' WILLETTE SMITH	JOHN H. LEACH		CORNING CITY CLERK LISA M. LINNET		CORNING TREASURER PALA CANTRELL		
Corning 1 & 2 0035	911	271	29.75		206		153	109	107		222		223		
Corning 1 & 2 - Vote By Mail	911	348	38.20		266		204	161	144		289		283		
Corning 4, 5 & 7 0036	739	225	30.45		172		115	100	73		186		178		
Corning 4, 5 & 7 - Vote By Mail	739	247	33.42		187		142	116	107		203		195		
Corning 3, 6 & 8 0045	998	303	30.36		228		150	118	138		243		237		
Corning 3, 6 & 8 - Vote By Mail	998	437	43.79		325		245	189	216		364		349		
Precinct Totals	2648	799	30.17		606		418	327	318		651		638		
Vote By Mail Totals	2648	1032	38.97		778		591	466	467		856		827		
Grand Totals	2648	1831	69.15		1384		1009	793	785		1507		1465		
1ST CONGRESSIONAL	2648	1831	69.15		1384		1009	793	785		1507		1465		
4TH SENATE	2648	1831	69.15		1384		1009	793	785		1507		1465		
3RD ASSEMBLY	2648	1831	69.15		1384		1009	793	785		1507		1465		
2ND EQUALIZATION	2648	1831	69.15		1384		1009	793	785		1507		1465		
SUPE DIST 4	1650	1091	66.12		831		614	486	431		900		879		
SUPE DIST 5	998	740	74.15		553		395	307	354		607		586		
TEHAMA COUNTY	2648	1831	69.15		1384		1009	793	785		1507		1465		
CORNING	2648	1831	69.15		1384		1009	793	785		1507		1465		

100019	RED BLUFF															
	Registration	Ballots Cast	Turnout (%)		RED BLUFF MBR OF CITY COUNCIL ROBERT SHEPPARD JR.	LISHA GOINGS	CLAY D. PARKER		RED BLUFF CITY CLERK JO ANNA LOPEZ		RED BLUFF TREASURER D. J. GORDY					
Red Bluff 6 & 7 0004	1076	274	25.46		122	105	128		195		193					
Red Bluff 6 & 7 - Vote By Mail	1076	455	42.29		231	187	225		343		330					
Red Bluff 2 0005	968	276	28.51		130	88	152		183		180					
Red Bluff 2 - Vote By Mail	968	474	48.97		197	190	293		331		333					
Red Bluff 1 0006	526	111	21.10		58	35	39		76		67					
Red Bluff 1 - Vote By Mail	526	235	44.68		113	103	115		174		162					
Red Bluff 3 0012	1076	289	26.86		134	111	120		199		185					
Red Bluff 3 - Vote By Mail	1076	396	36.80		195	158	184		291		281					
Red Bluff 4 0013	1095	264	24.11		128	87	133		184		177					
Red Bluff 4 - Vote By Mail	1095	464	42.37		245	186	240		348		333					
Red Bluff 5 0014	831	232	27.92		91	71	122		164		149					
Red Bluff 5 - Vote By Mail	831	362	43.56		184	137	193		272		273					
Red Bluff 8 & 9 0025	535	88	16.45		40	27	43		53		52					
Red Bluff 8 & 9 - Vote By Mail	535	233	43.55		99	84	134		171		167					
Precinct Totals	6107	1534	25.12		703	524	737		1054		1003					
Vote By Mail Totals	6107	2619	42.89		1264	1045	1384		1930		1879					
Grand Totals	6107	4153	68.00		1967	1569	2121		2984		2882					
1ST CONGRESSIONAL	6107	4153	68.00		1967	1569	2121		2984		2882					
4TH SENATE	6107	4153	68.00		1967	1569	2121		2984		2882					
3RD ASSEMBLY	6107	4153	68.00		1967	1569	2121		2984		2882					
2ND EQUALIZATION	6107	4153	68.00		1967	1569	2121		2984		2882					
SUPE DIST 1	2570	1825	71.01		851	708	952		1302		1265					
SUPE DIST 2	3002	2007	66.86		977	750	992		1458		1398					
SUPE DIST 3	535	321	60.00		139	111	177		224		219					
TEHAMA COUNTY	6107	4153	68.00		1967	1569	2121		2984		2882					
RED BLUFF	6107	4153	68.00		1967	1569	2121		2984		2882					

RED BLUFF															
100019	Registration	Ballots Cast	Turnout (%)		RED BLUFF MBR OF CITY COUNCIL ROBERT SHEPPARD JR.	LISHA GOINGS	CLAY D. PARKER		RED BLUFF CITY CLERK JO ANNA LOPEZ		RED BLUFF TREASURER D. J. GORDY				
Red Bluff 6 & 7 0004	1076	274	25.46		122	105	128		195		193				
Red Bluff 6 & 7 - Vote By Mail	1076	455	42.29		231	187	225		343		330				
Red Bluff 2 0005	968	276	28.51		130	88	152		183		180				
Red Bluff 2 - Vote By Mail	968	474	48.97		197	190	293		331		333				
Red Bluff 1 0006	526	111	21.10		58	35	39		76		67				
Red Bluff 1 - Vote By Mail	526	235	44.68		113	103	115		174		162				
Red Bluff 3 0012	1076	289	26.86		134	111	120		199		185				
Red Bluff 3 - Vote By Mail	1076	396	36.80		195	158	184		291		281				
Red Bluff 4 0013	1095	264	24.11		128	87	133		184		177				
Red Bluff 4 - Vote By Mail	1095	464	42.37		245	186	240		348		333				
Red Bluff 5 0014	831	232	27.92		91	71	122		164		149				
Red Bluff 5 - Vote By Mail	831	362	43.56		184	137	193		272		273				
Red Bluff 8 & 9 0025	535	88	16.45		40	27	43		53		52				
Red Bluff 8 & 9 - Vote By Mail	535	233	43.55		99	84	134		171		167				
Precinct Totals	6107	1534	25.12		703	524	737		1054		1003				
Vote By Mail Totals	6107	2619	42.89		1264	1045	1384		1930		1879				
Grand Totals	6107	4153	68.00		1967	1569	2121		2984		2882				
1ST CONGRESSIONAL	6107	4153	68.00		1967	1569	2121		2984		2882				
4TH SENATE	6107	4153	68.00		1967	1569	2121		2984		2882				
3RD ASSEMBLY	6107	4153	68.00		1967	1569	2121		2984		2882				
2ND EQUALIZATION	6107	4153	68.00		1967	1569	2121		2984		2882				
SUPE DIST 1	2570	1825	71.01		851	708	952		1302		1265				
SUPE DIST 2	3002	2007	66.86		977	750	992		1458		1398				
SUPE DIST 3	535	321	60.00		139	111	177		224		219				
TEHAMA COUNTY	6107	4153	68.00		1967	1569	2121		2984		2882				
RED BLUFF	6107	4153	68.00		1967	1569	2121		2984		2882				

100019	RED BLUFF													
	Registration	Ballots Cast	Turnout (%)		RED BLUFF MBR OF CITY COUNCIL ROBERT SHEPPARD JR.	LISHA GOINGS	CLAYD. PARKER		RED BLUFF CITY CLERK JO ANNA LOPEZ		RED BLUFF TREASURER D. J. GORDY			
Red Bluff 6 & 7 0004	1076	274	25.46		122	105	128		195		193			
Red Bluff 6 & 7 - Vote By Mail	1076	455	42.29		231	187	225		343		330			
Red Bluff 2 0005	968	276	28.51		130	88	152		183		180			
Red Bluff 2 - Vote By Mail	968	474	48.97		197	190	293		331		333			
Red Bluff 1 0006	526	111	21.10		58	35	39		76		67			
Red Bluff 1 - Vote By Mail	526	235	44.68		113	103	115		174		162			
Red Bluff 3 0012	1076	289	26.86		134	111	120		199		185			
Red Bluff 3 - Vote By Mail	1076	396	36.80		195	158	184		291		281			
Red Bluff 4 0013	1095	264	24.11		128	87	133		184		177			
Red Bluff 4 - Vote By Mail	1095	464	42.37		245	186	240		348		333			
Red Bluff 5 0014	831	232	27.92		91	71	122		164		149			
Red Bluff 5 - Vote By Mail	831	362	43.56		184	137	193		272		273			
Red Bluff 8 & 9 0025	535	88	16.45		40	27	43		53		52			
Red Bluff 8 & 9 - Vote By Mail	535	233	43.55		99	84	134		171		167			
Precinct Totals	6107	1534	25.12		703	524	737		1054		1003			
Vote By Mail Totals	6107	2619	42.89		1264	1045	1384		1930		1879			
Grand Totals	6107	4153	68.00		1967	1569	2121		2984		2882			
1ST CONGRESSIONAL	6107	4153	68.00		1967	1569	2121		2984		2882			
4TH SENATE	6107	4153	68.00		1967	1569	2121		2984		2882			
3RD ASSEMBLY	6107	4153	68.00		1967	1569	2121		2984		2882			
2ND EQUALIZATION	6107	4153	68.00		1967	1569	2121		2984		2882			
SUPE DIST 1	2570	1825	71.01		851	708	952		1302		1265			
SUPE DIST 2	3002	2007	66.86		977	750	992		1458		1398			
SUPE DIST 3	535	321	60.00		139	111	177		224		219			
TEHAMA COUNTY	6107	4153	68.00		1967	1569	2121		2984		2882			
RED BLUFF	6107	4153	68.00		1967	1569	2121		2984		2882			





140022	CALIFORNIA													
	Registration	Ballots Cast	Turnout (%)	MEASURE 30 YES	NO	MEASURE 31 YES	NO	MEASURE 32 YES	NO	MEASURE 33 YES	NO			
Paskenta - Vote By Mail	108	92	85.19	24	68	41	47	61	31	33	57			
Rancho Tehama 0032	769	223	29.00	88	132	93	117	92	122	104	111			
Rancho Tehama - Vote By Mail	769	321	41.74	121	191	126	179	155	157	143	170			
Richfield 0033	602	233	38.70	72	158	109	117	126	103	117	109			
Richfield - Vote By Mail	602	225	37.38	75	148	93	124	139	83	99	120			
Tehama 2 0034	121	0	0.00	0	0	0	0	0	0	0	0			
Tehama 2 - Vote By Mail	121	90	74.38	24	65	30	54	54	36	37	49			
Corning 1 & 2 0035	911	271	29.75	125	134	98	144	122	134	108	138			
Corning 1 & 2 - Vote By Mail	911	348	38.20	142	199	135	191	177	159	154	179			
Corning 4, 5 & 7 0036	739	225	30.45	108	103	82	117	92	115	92	117			
Corning 4, 5 & 7 - Vote By Mail	739	247	33.42	104	134	80	149	116	115	96	141			
Capay 0037	261	89	34.10	31	55	40	44	41	43	35	47			
Capay - Vote By Mail	261	116	44.44	40	74	53	54	65	50	55	55			
Kirkwood 0038	157	0	0.00	0	0	0	0	0	0	0	0			
Kirkwood - Vote By Mail	157	123	78.34	27	94	56	57	80	38	49	66			
Lemon Home 0039	45	0	0.00	0	0	0	0	0	0	0	0			
Lemon Home - Vote By Mail	45	36	80.00	10	26	13	20	25	9	16	17			
Gerber/Las Flores 0040	476	118	24.79	48	68	51	60	56	58	48	64			
Gerber/Las Flores - Vote By Mail	476	184	38.66	63	115	69	100	90	83	80	93			
Los Molinos 0041	1027	338	32.91	139	189	132	182	144	176	143	182			
Los Molinos - Vote By Mail	1027	410	39.92	161	242	143	239	211	190	162	228			
Moon/Olive 0042	1293	355	27.46	118	227	148	183	184	160	168	170			
Moon/Olive - Vote By Mail	1293	597	46.17	222	359	247	311	319	258	248	310			
Oak Park 0043	886	255	28.78	101	148	106	124	127	114	106	134			
Oak Park - Vote By Mail	886	421	47.52	169	241	149	242	226	181	191	215			
Vina 0044	325	121	37.23	41	77	41	67	62	56	43	70			
Vina - Vote By Mail	325	132	40.62	41	85	52	66	67	56	51	68			
Corning 3, 6 & 8 0045	998	303	30.36	136	152	103	175	122	162	117	160			
Corning 3, 6 & 8 - Vote By Mail	998	437	43.79	151	272	161	252	220	198	234	188			
Tehama 1 0046	217	0	0.00	0	0	0	0	0	0	0	0			
Tehama 1 - Vote By Mail	217	175	80.65	56	117	57	109	95	77	63	107			
Precinct Totals	31174	8032	25.77	3056	4733	3219	4188	3886	3784	3573	4008			
Vote By Mail Totals	31174	15229	48.85	5492	9373	6183	8053	8126	6588	6988	7569			
Grand Totals	31174	23261	74.62	8548	14106	9402	12241	12012	10372	10561	11577			
1ST CONGRESSIONAL	31174	23261	74.62	8548	14106	9402	12241	12012	10372	10561	11577			
4TH SENATE	31174	23261	74.62	8548	14106	9402	12241	12012	10372	10561	11577			
3RD ASSEMBLY	31174	23261	74.62	8548	14106	9402	12241	12012	10372	10561	11577			
2ND EQUALIZATION	31174	23261	74.62	8548	14106	9402	12241	12012	10372	10561	11577			
SUPE DIST 1	7122	5441	76.40	1959	3340	2248	2803	2873	2371	2508	2662			
SUPE DIST 2	6199	4443	71.67	1746	2565	1715	2393	2216	2051	1997	2221			
SUPE DIST 3	6777	5306	78.29	1928	3257	2257	2708	2821	2300	2526	2555			
SUPE DIST 4	5391	3861	71.62	1361	2403	1561	2052	1968	1741	1721	1965			
SUPE DIST 5	5685	4210	74.05	1554	2541	1621	2285	2134	1909	1809	2174			
TEHAMA COUNTY	31174	23261	74.62	8548	14106	9402	12241	12012	10372	10561	11577			
CORNING	2648	1831	69.15	766	994	659	1028	849	883	801	923			
RED BLUFF	6107	4153	68.00	1880	2116	1578	2189	1939	2013	1774	2129			
TEHAMA	217	175	80.65	56	117	57	109	95	77	63	107			
UNINCORPORATED AREA	22202	17102	77.03	5846	10879	7108	8915	9129	7399	7923	8418			



140022	CALIFORNIA													
	Registration	Ballots Cast	Turnout (%)	MEASURE 30		MEASURE 31		MEASURE 32		MEASURE 33				
				YES	NO	YES	NO	YES	NO	YES	NO			
Paskenta - Vote By Mail	108	92	85.19	24	68	41	47	61	31	33	57			
Rancho Tehama 0032	769	223	29.00	88	132	93	117	92	122	104	111			
Rancho Tehama - Vote By Mail	769	321	41.74	121	191	126	179	155	157	143	170			
Richfield 0033	602	233	38.70	72	158	109	117	126	103	117	109			
Richfield - Vote By Mail	602	225	37.38	75	148	93	124	139	83	99	120			
Tehama 2 0034	121	0	0.00	0	0	0	0	0	0	0	0			
Tehama 2 - Vote By Mail	121	90	74.38	24	65	30	54	54	36	37	49			
Corning 1 & 2 0035	911	271	29.75	125	134	98	144	122	134	108	138			
Corning 1 & 2 - Vote By Mail	911	348	38.20	142	199	135	191	177	159	154	179			
Corning 4, 5 & 7 0036	739	225	30.45	108	103	82	117	92	115	92	117			
Corning 4, 5 & 7 - Vote By Mail	739	247	33.42	104	134	80	149	116	115	96	141			
Capay 0037	261	89	34.10	31	55	40	44	41	43	35	47			
Capay - Vote By Mail	261	116	44.44	40	74	53	54	65	50	55	55			
Kirkwood 0038	157	0	0.00	0	0	0	0	0	0	0	0			
Kirkwood - Vote By Mail	157	123	78.34	27	94	56	57	80	38	49	66			
Lemon Home 0039	45	0	0.00	0	0	0	0	0	0	0	0			
Lemon Home - Vote By Mail	45	36	80.00	10	26	13	20	25	9	16	17			
Gerber/Las Flores 0040	476	118	24.79	48	68	51	60	56	58	48	64			
Gerber/Las Flores - Vote By Mail	476	184	38.66	63	115	69	100	90	83	80	93			
Los Molinos 0041	1027	338	32.91	139	189	132	182	144	176	143	182			
Los Molinos - Vote By Mail	1027	410	39.92	161	242	143	239	211	190	162	228			
Moon/Olive 0042	1293	355	27.46	118	227	148	183	184	160	168	170			
Moon/Olive - Vote By Mail	1293	597	46.17	222	359	247	311	319	258	248	310			
Oak Park 0043	886	255	28.78	101	148	106	124	127	114	106	134			
Oak Park - Vote By Mail	886	421	47.52	169	241	149	242	226	181	191	215			
Vina 0044	325	121	37.23	41	77	41	67	62	56	43	70			
Vina - Vote By Mail	325	132	40.62	41	85	52	66	67	56	51	68			
Corning 3, 6 & 8 0045	998	303	30.36	136	152	103	175	122	162	117	160			
Corning 3, 6 & 8 - Vote By Mail	998	437	43.79	151	272	161	252	220	198	234	188			
Tehama 1 0046	217	0	0.00	0	0	0	0	0	0	0	0			
Tehama 1 - Vote By Mail	217	175	80.65	56	117	57	109	95	77	63	107			
Precinct Totals	31174	8032	25.77	3056	4733	3219	4188	3886	3784	3573	4008			
Vote By Mail Totals	31174	15229	48.85	5492	9373	6183	8053	8126	6588	6988	7569			
Grand Totals	31174	23261	74.62	8548	14106	9402	12241	12012	10372	10561	11577			
1ST CONGRESSIONAL	31174	23261	74.62	8548	14106	9402	12241	12012	10372	10561	11577			
4TH SENATE	31174	23261	74.62	8548	14106	9402	12241	12012	10372	10561	11577			
3RD ASSEMBLY	31174	23261	74.62	8548	14106	9402	12241	12012	10372	10561	11577			
2ND EQUALIZATION	31174	23261	74.62	8548	14106	9402	12241	12012	10372	10561	11577			
SUPE DIST 1	7122	5441	76.40	1959	3340	2248	2803	2873	2371	2508	2662			
SUPE DIST 2	6199	4443	71.67	1746	2565	1715	2393	2216	2051	1997	2221			
SUPE DIST 3	6777	5306	78.29	1928	3257	2257	2708	2821	2300	2526	2555			
SUPE DIST 4	5391	3861	71.62	1361	2403	1561	2052	1968	1741	1721	1965			
SUPE DIST 5	5685	4210	74.05	1554	2541	1621	2285	2134	1909	1809	2174			
TEHAMA COUNTY	31174	23261	74.62	8548	14106	9402	12241	12012	10372	10561	11577			
CORNING	2648	1831	69.15	766	994	659	1028	849	883	801	923			
RED BLUFF	6107	4153	68.00	1880	2116	1578	2189	1939	2013	1774	2129			
TEHAMA	217	175	80.65	56	117	57	109	95	77	63	107			
UNINCORPORATED AREA	22202	17102	77.03	5846	10879	7108	8915	9129	7399	7923	8418			



140022	CALIFORNIA													
	Registration	Ballots Cast	Turnout (%)	MEASURE 30 YES	NO	MEASURE 31 YES	NO	MEASURE 32 YES	NO	MEASURE 33 YES	NO			
Paskenta - Vote By Mail	108	92	85.19	24	68	41	47	61	31	33	57			
Rancho Tehama 0032	769	223	29.00	88	132	93	117	92	122	104	111			
Rancho Tehama - Vote By Mail	769	321	41.74	121	191	126	179	155	157	143	170			
Richfield 0033	602	233	38.70	72	158	109	117	126	103	117	109			
Richfield - Vote By Mail	602	225	37.38	75	148	93	124	139	83	99	120			
Tehama 2 0034	121	0	0.00	0	0	0	0	0	0	0	0			
Tehama 2 - Vote By Mail	121	90	74.38	24	65	30	54	54	36	37	49			
Corning 1 & 2 0035	911	271	29.75	125	134	98	144	122	134	108	138			
Corning 1 & 2 - Vote By Mail	911	348	38.20	142	199	135	191	177	159	154	179			
Corning 4, 5 & 7 0036	739	225	30.45	108	103	82	117	92	115	92	117			
Corning 4, 5 & 7 - Vote By Mail	739	247	33.42	104	134	80	149	116	115	96	141			
Capay 0037	261	89	34.10	31	55	40	44	41	43	35	47			
Capay - Vote By Mail	261	116	44.44	40	74	53	54	65	50	55	55			
Kirkwood 0038	157	0	0.00	0	0	0	0	0	0	0	0			
Kirkwood - Vote By Mail	157	123	78.34	27	94	56	57	80	38	49	66			
Lemon Home 0039	45	0	0.00	0	0	0	0	0	0	0	0			
Lemon Home - Vote By Mail	45	36	80.00	10	26	13	20	25	9	16	17			
Gerber/Las Flores 0040	476	118	24.79	48	68	51	60	56	58	48	64			
Gerber/Las Flores - Vote By Mail	476	184	38.66	63	115	69	100	90	83	80	93			
Los Molinos 0041	1027	338	32.91	139	189	132	182	144	176	143	182			
Los Molinos - Vote By Mail	1027	410	39.92	161	242	143	239	211	190	162	228			
Moon/Olive 0042	1293	355	27.46	118	227	148	183	184	160	168	170			
Moon/Olive - Vote By Mail	1293	597	46.17	222	359	247	311	319	258	248	310			
Oak Park 0043	886	255	28.78	101	148	106	124	127	114	106	134			
Oak Park - Vote By Mail	886	421	47.52	169	241	149	242	226	181	191	215			
Vina 0044	325	121	37.23	41	77	41	67	62	56	43	70			
Vina - Vote By Mail	325	132	40.62	41	85	52	66	67	56	51	68			
Corning 3, 6 & 8 0045	998	303	30.36	136	152	103	175	122	162	117	160			
Corning 3, 6 & 8 - Vote By Mail	998	437	43.79	151	272	161	252	220	198	234	188			
Tehama 1 0046	217	0	0.00	0	0	0	0	0	0	0	0			
Tehama 1 - Vote By Mail	217	175	80.65	56	117	57	109	95	77	63	107			
Precinct Totals	31174	8032	25.77	3056	4733	3219	4188	3886	3784	3573	4008			
Vote By Mail Totals	31174	15229	48.85	5492	9373	6183	8053	8126	6588	6988	7569			
Grand Totals	31174	23261	74.62	8548	14106	9402	12241	12012	10372	10561	11577			
1ST CONGRESSIONAL	31174	23261	74.62	8548	14106	9402	12241	12012	10372	10561	11577			
4TH SENATE	31174	23261	74.62	8548	14106	9402	12241	12012	10372	10561	11577			
3RD ASSEMBLY	31174	23261	74.62	8548	14106	9402	12241	12012	10372	10561	11577			
2ND EQUALIZATION	31174	23261	74.62	8548	14106	9402	12241	12012	10372	10561	11577			
SUPE DIST 1	7122	5441	76.40	1959	3340	2248	2803	2873	2371	2508	2662			
SUPE DIST 2	6199	4443	71.67	1746	2565	1715	2393	2216	2051	1997	2221			
SUPE DIST 3	6777	5306	78.29	1928	3257	2257	2708	2821	2300	2526	2555			
SUPE DIST 4	5391	3861	71.62	1361	2403	1561	2052	1968	1741	1721	1965			
SUPE DIST 5	5685	4210	74.05	1554	2541	1621	2285	2134	1909	1809	2174			
TEHAMA COUNTY	31174	23261	74.62	8548	14106	9402	12241	12012	10372	10561	11577			
CORNING	2648	1831	69.15	766	994	659	1028	849	883	801	923			
RED BLUFF	6107	4153	68.00	1880	2116	1578	2189	1939	2013	1774	2129			
TEHAMA	217	175	80.65	56	117	57	109	95	77	63	107			
UNINCORPORATED AREA	22202	17102	77.03	5846	10879	7108	8915	9129	7399	7923	8418			



140022	CALIFORNIA													
	Registration	Ballots Cast	Turnout (%)	MEASURE 30		MEASURE 31		MEASURE 32		MEASURE 33				
				YES	NO	YES	NO	YES	NO	YES	NO			
Paskenta - Vote By Mail	108	92	85.19	24	68	41	47	61	31	33	57			
Rancho Tehama 0032	769	223	29.00	88	132	93	117	92	122	104	111			
Rancho Tehama - Vote By Mail	769	321	41.74	121	191	126	179	155	157	143	170			
Richfield 0033	602	233	38.70	72	158	109	117	126	103	117	109			
Richfield - Vote By Mail	602	225	37.38	75	148	93	124	139	83	99	120			
Tehama 2 0034	121	0	0.00	0	0	0	0	0	0	0	0			
Tehama 2 - Vote By Mail	121	90	74.38	24	65	30	54	54	36	37	49			
Corning 1 & 2 0035	911	271	29.75	125	134	98	144	122	134	108	138			
Corning 1 & 2 - Vote By Mail	911	348	38.20	142	199	135	191	177	159	154	179			
Corning 4, 5 & 7 0036	739	225	30.45	108	103	82	117	92	115	92	117			
Corning 4, 5 & 7 - Vote By Mail	739	247	33.42	104	134	80	149	116	115	96	141			
Capay 0037	261	89	34.10	31	55	40	44	41	43	35	47			
Capay - Vote By Mail	261	116	44.44	40	74	53	54	65	50	55	55			
Kirkwood 0038	157	0	0.00	0	0	0	0	0	0	0	0			
Kirkwood - Vote By Mail	157	123	78.34	27	94	56	57	80	38	49	66			
Lemon Home 0039	45	0	0.00	0	0	0	0	0	0	0	0			
Lemon Home - Vote By Mail	45	36	80.00	10	26	13	20	25	9	16	17			
Gerber/Las Flores 0040	476	118	24.79	48	68	51	60	56	58	48	64			
Gerber/Las Flores - Vote By Mail	476	184	38.66	63	115	69	100	90	83	80	93			
Los Molinos 0041	1027	338	32.91	139	189	132	182	144	176	143	182			
Los Molinos - Vote By Mail	1027	410	39.92	161	242	143	239	211	190	162	228			
Moon/Olive 0042	1293	355	27.46	118	227	148	183	184	160	168	170			
Moon/Olive - Vote By Mail	1293	597	46.17	222	359	247	311	319	258	248	310			
Oak Park 0043	886	255	28.78	101	148	106	124	127	114	106	134			
Oak Park - Vote By Mail	886	421	47.52	169	241	149	242	226	181	191	215			
Vina 0044	325	121	37.23	41	77	41	67	62	56	43	70			
Vina - Vote By Mail	325	132	40.62	41	85	52	66	67	56	51	68			
Corning 3, 6 & 8 0045	998	303	30.36	136	152	103	175	122	162	117	160			
Corning 3, 6 & 8 - Vote By Mail	998	437	43.79	151	272	161	252	220	198	234	188			
Tehama 1 0046	217	0	0.00	0	0	0	0	0	0	0	0			
Tehama 1 - Vote By Mail	217	175	80.65	56	117	57	109	95	77	63	107			
Precinct Totals	31174	8032	25.77	3056	4733	3219	4188	3886	3784	3573	4008			
Vote By Mail Totals	31174	15229	48.85	5492	9373	6183	8053	8126	6588	6988	7569			
Grand Totals	31174	23261	74.62	8548	14106	9402	12241	12012	10372	10561	11577			
1ST CONGRESSIONAL	31174	23261	74.62	8548	14106	9402	12241	12012	10372	10561	11577			
4TH SENATE	31174	23261	74.62	8548	14106	9402	12241	12012	10372	10561	11577			
3RD ASSEMBLY	31174	23261	74.62	8548	14106	9402	12241	12012	10372	10561	11577			
2ND EQUALIZATION	31174	23261	74.62	8548	14106	9402	12241	12012	10372	10561	11577			
SUPE DIST 1	7122	5441	76.40	1959	3340	2248	2803	2873	2371	2508	2662			
SUPE DIST 2	6199	4443	71.67	1746	2565	1715	2393	2216	2051	1997	2221			
SUPE DIST 3	6777	5306	78.29	1928	3257	2257	2708	2821	2300	2526	2555			
SUPE DIST 4	5391	3861	71.62	1361	2403	1561	2052	1968	1741	1721	1965			
SUPE DIST 5	5685	4210	74.05	1554	2541	1621	2285	2134	1909	1809	2174			
TEHAMA COUNTY	31174	23261	74.62	8548	14106	9402	12241	12012	10372	10561	11577			
CORNING	2648	1831	69.15	766	994	659	1028	849	883	801	923			
RED BLUFF	6107	4153	68.00	1880	2116	1578	2189	1939	2013	1774	2129			
TEHAMA	217	175	80.65	56	117	57	109	95	77	63	107			
UNINCORPORATED AREA	22202	17102	77.03	5846	10879	7108	8915	9129	7399	7923	8418			





140026	CALIFORNIA													
	Registration	Ballots Cast	Turnout (%)	MEASURE 34		MEASURE 35		MEASURE 36		MEASURE 37				
				YES	NO	YES	NO	YES	NO	YES	NO	YES	NO	
Paskenta - Vote By Mail	108	92	85.19	19	73	58	33	47	44	26	65			
Rancho Tehama 0032	769	223	29.00	61	154	155	59	131	84	84	133			
Rancho Tehama - Vote By Mail	769	321	41.74	92	219	234	80	209	102	130	182			
Richfield 0033	602	233	38.70	42	185	165	66	109	121	51	180			
Richfield - Vote By Mail	602	225	37.38	57	164	181	36	110	108	54	166			
Tehama 2 0034	121	0	0.00	0	0	0	0	0	0	0	0			
Tehama 2 - Vote By Mail	121	90	74.38	16	73	73	17	37	50	22	66			
Corning 1 & 2 0035	911	271	29.75	94	160	180	68	157	94	96	159			
Corning 1 & 2 - Vote By Mail	911	348	38.20	107	227	273	66	218	123	117	223			
Corning 4, 5 & 7 0036	739	225	30.45	77	140	185	30	146	71	100	113			
Corning 4, 5 & 7 - Vote By Mail	739	247	33.42	74	166	188	53	149	89	89	153			
Capay 0037	261	89	34.10	34	51	62	21	46	41	26	60			
Capay - Vote By Mail	261	116	44.44	27	83	92	20	63	49	29	86			
Kirkwood 0038	157	0	0.00	0	0	0	0	0	0	0	0			
Kirkwood - Vote By Mail	157	123	78.34	17	100	91	28	52	67	32	88			
Lemon Home 0039	45	0	0.00	0	0	0	0	0	0	0	0			
Lemon Home - Vote By Mail	45	36	80.00	7	26	28	5	20	13	10	25			
Gerber/Las Flores 0040	476	118	24.79	37	73	99	15	65	49	33	81			
Gerber/Las Flores - Vote By Mail	476	184	38.66	45	131	136	39	105	72	61	118			
Los Molinos 0041	1027	338	32.91	87	238	250	74	188	140	112	211			
Los Molinos - Vote By Mail	1027	410	39.92	121	268	320	74	254	142	145	252			
Moon/Olive 0042	1293	355	27.46	92	246	256	79	192	143	113	232			
Moon/Olive - Vote By Mail	1293	597	46.17	168	403	455	113	337	232	182	389			
Oak Park 0043	886	255	28.78	64	177	191	52	144	97	84	158			
Oak Park - Vote By Mail	886	421	47.52	115	292	323	82	241	165	143	266			
Vina 0044	325	121	37.23	25	90	82	33	49	63	36	80			
Vina - Vote By Mail	325	132	40.62	38	84	91	33	71	54	46	81			
Corning 3, 6 & 8 0045	998	303	30.36	80	210	209	81	158	126	132	156			
Corning 3, 6 & 8 - Vote By Mail	998	437	43.79	131	287	360	61	239	179	130	292			
Tehama 1 0046	217	0	0.00	0	0	0	0	0	0	0	0			
Tehama 1 - Vote By Mail	217	175	80.65	37	132	132	37	106	64	65	105			
Precinct Totals	31174	8032	25.77	2069	5608	5945	1705	4275	3376	2725	4991			
Vote By Mail Totals	31174	15229	48.85	3958	10702	11877	2817	8638	6048	5048	9747			
Grand Totals	31174	23261	74.62	6027	16310	17822	4522	12913	9424	7773	14738			
1ST CONGRESSIONAL	31174	23261	74.62	6027	16310	17822	4522	12913	9424	7773	14738			
4TH SENATE	31174	23261	74.62	6027	16310	17822	4522	12913	9424	7773	14738			
3RD ASSEMBLY	31174	23261	74.62	6027	16310	17822	4522	12913	9424	7773	14738			
2ND EQUALIZATION	31174	23261	74.62	6027	16310	17822	4522	12913	9424	7773	14738			
SUPE DIST 1	7122	5441	76.40	1326	3893	4144	1070	2937	2279	1826	3430			
SUPE DIST 2	6199	4443	71.67	1123	3128	3438	806	2516	1738	1503	2798			
SUPE DIST 3	6777	5306	78.29	1429	3695	4190	948	2967	2153	1773	3376			
SUPE DIST 4	5391	3861	71.62	1024	2703	2873	851	2163	1558	1292	2454			
SUPE DIST 5	5685	4210	74.05	1125	2891	3177	847	2330	1696	1379	2680			
TEHAMA COUNTY	31174	23261	74.62	6027	16310	17822	4522	12913	9424	7773	14738			
CORNING	2648	1831	69.15	563	1190	1395	359	1067	682	664	1096			
RED BLUFF	6107	4153	68.00	1216	2725	3216	714	2504	1431	1568	2409			
TEHAMA	217	175	80.65	37	132	132	37	106	64	65	105			
UNINCORPORATED AREA	22202	17102	77.03	4211	12263	13079	3412	9236	7247	5476	11128			

140026	CALIFORNIA													
	Registration	Ballots Cast	Turnout (%)	MEASURE 34 YES	NO	MEASURE 35 YES	NO	MEASURE 36 YES	NO	MEASURE 37 YES	NO			
Bowman 1 & 2 0001	1472	363	24.66	70	278	259	87	164	184	150	205			
Bowman 1 & 2 - Vote By Mail	1472	786	53.40	157	601	604	156	411	346	232	527			
Bowman 3 & 4 0002	1522	394	25.89	82	291	297	78	194	181	129	243			
Bowman 3 & 4 - Vote By Mail	1522	775	50.92	177	573	615	139	434	322	272	488			
Riverview 1 & 2 0003	1558	349	22.40	74	259	249	80	149	183	86	250			
Riverview 1 & 2 - Vote By Mail	1558	949	60.91	238	690	731	197	513	412	292	643			
Red Bluff 6 & 7 0004	1076	274	25.46	87	172	199	62	170	90	121	141			
Red Bluff 6 & 7 - Vote By Mail	1076	455	42.29	141	302	366	75	284	153	191	252			
Red Bluff 2 0005	968	276	28.51	71	186	214	40	150	108	90	166			
Red Bluff 2 - Vote By Mail	968	474	48.97	131	321	360	87	276	177	148	307			
Red Bluff 1 0006	526	111	21.10	30	76	78	28	62	43	37	70			
Red Bluff 1 - Vote By Mail	526	235	44.68	68	144	172	41	130	80	78	138			
Hospital 0007	1137	293	25.77	58	220	219	56	129	146	78	197			
Hospital - Vote By Mail	1137	573	50.40	121	433	451	105	317	242	175	388			
Proberta 0008	320	77	24.06	19	55	56	19	48	27	26	50			
Proberta - Vote By Mail	320	162	50.63	32	121	119	35	92	65	48	112			
Rawson 0009	529	158	29.87	40	112	109	43	81	70	52	102			
Rawson - Vote By Mail	529	231	43.67	60	161	175	44	137	87	69	157			
Reeds Creek 0010	697	139	19.94	26	110	110	24	76	61	46	91			
Reeds Creek - Vote By Mail	697	411	58.97	87	313	314	86	197	201	114	288			
Ridgeway 0011	514	134	26.07	35	91	104	22	56	68	43	83			
Ridgeway - Vote By Mail	514	258	50.19	58	186	202	46	149	95	72	177			
Red Bluff 3 0012	1076	289	26.86	77	197	210	57	171	105	123	152			
Red Bluff 3 - Vote By Mail	1076	396	36.80	142	232	305	66	264	107	161	216			
Red Bluff 4 0013	1095	264	24.11	74	183	208	47	156	99	91	166			
Red Bluff 4 - Vote By Mail	1095	464	42.37	134	313	380	64	301	143	169	282			
Red Bluff 5 0014	831	232	27.92	70	149	178	39	134	79	91	127			
Red Bluff 5 - Vote By Mail	831	362	43.56	90	252	298	53	208	143	145	210			
Bend 1 0015	509	164	32.22	44	112	131	25	85	68	58	101			
Bend 1 - Vote By Mail	509	246	48.33	64	176	202	38	134	106	75	166			
Bend 2 0016	105	0	0.00	0	0	0	0	0	0	0	0			
Bend 2 - Vote By Mail	105	94	89.52	25	65	80	12	48	42	30	60			
Riverlakes 0017	1617	460	28.45	106	337	370	75	226	215	141	300			
Riverlakes - Vote By Mail	1617	882	54.55	220	634	737	119	468	388	324	528			
Antelope 1 0018	1133	264	23.30	82	172	215	39	156	99	78	178			
Antelope 1 - Vote By Mail	1133	616	54.37	185	405	500	95	360	232	205	389			
Antelope 2 & 4 0019	679	193	28.42	75	112	147	39	114	69	70	119			
Antelope 2 & 4 - Vote By Mail	679	324	47.72	96	219	250	64	202	113	83	229			
Antelope 3 0020	1040	276	26.54	56	216	208	63	155	113	96	177			
Antelope 3 - Vote By Mail	1040	552	53.08	121	416	421	112	304	230	171	372			
Los Robles 0021	622	160	25.72	41	114	106	48	78	75	48	109			
Los Robles - Vote By Mail	622	337	54.18	89	238	259	72	185	147	119	211			
Manton 0022	219	0	0.00	0	0	0	0	0	0	0	0			
Manton - Vote By Mail	219	166	75.80	60	104	123	42	114	51	69	96			
Mineral 0023	110	0	0.00	0	0	0	0	0	0	0	0			
Mineral - Vote By Mail	110	102	92.73	31	65	78	20	55	42	41	58			
Paynes Creek 0024	208	0	0.00	0	0	0	0	0	0	0	0			
Paynes Creek - Vote By Mail	208	149	71.63	33	112	115	30	85	59	42	101			
Red Bluff 8 & 9 0025	535	88	16.45	26	54	61	20	50	30	33	50			
Red Bluff 8 & 9 - Vote By Mail	535	233	43.55	75	144	187	35	148	74	90	132			
Red Bank 0026	156	0	0.00	0	0	0	0	0	0	0	0			
Red Bank - Vote By Mail	156	139	89.10	35	98	97	34	73	60	50	87			
Liberal/Maywood 0027	1107	319	28.82	79	226	224	80	169	136	100	205			
Liberal/Maywood - Vote By Mail	1107	487	43.99	120	348	381	83	259	199	163	303			
Butte Mountain 0028	28	0	0.00	0	0	0	0	0	0	0	0			
Butte Mountain - Vote By Mail	28	16	57.14	9	5	12	4	10	4	8	8			
El Camino 0029	703	224	31.86	54	162	159	56	117	98	71	146			
El Camino - Vote By Mail	703	287	40.83	73	208	223	60	181	104	101	184			
Flournoy 0030	147	0	0.00	0	0	0	0	0	0	0	0			
Flournoy - Vote By Mail	147	114	77.55	15	95	85	26	41	71	30	81			
Paskenta 0031	108	0	0.00	0	0	0	0	0	0	0	0			

140026	CALIFORNIA													
	Registration	Ballots Cast	Turnout (%)	MEASURE 34		MEASURE 35		MEASURE 36		MEASURE 37				
				YES	NO	YES	NO	YES	NO	YES	NO			
Paskenta - Vote By Mail	108	92	85.19	19	73	58	33	47	44	26	65			
Rancho Tehama 0032	769	223	29.00	61	154	155	59	131	84	84	133			
Rancho Tehama - Vote By Mail	769	321	41.74	92	219	234	80	209	102	130	182			
Richfield 0033	602	233	38.70	42	185	165	66	109	121	51	180			
Richfield - Vote By Mail	602	225	37.38	57	164	181	36	110	108	54	166			
Tehama 2 0034	121	0	0.00	0	0	0	0	0	0	0	0			
Tehama 2 - Vote By Mail	121	90	74.38	16	73	73	17	37	50	22	66			
Corning 1 & 2 0035	911	271	29.75	94	160	180	68	157	94	96	159			
Corning 1 & 2 - Vote By Mail	911	348	38.20	107	227	273	66	218	123	117	223			
Corning 4, 5 & 7 0036	739	225	30.45	77	140	185	30	146	71	100	113			
Corning 4, 5 & 7 - Vote By Mail	739	247	33.42	74	166	188	53	149	89	89	153			
Capay 0037	261	89	34.10	34	51	62	21	46	41	26	60			
Capay - Vote By Mail	261	116	44.44	27	83	92	20	63	49	29	86			
Kirkwood 0038	157	0	0.00	0	0	0	0	0	0	0	0			
Kirkwood - Vote By Mail	157	123	78.34	17	100	91	28	52	67	32	88			
Lemon Home 0039	45	0	0.00	0	0	0	0	0	0	0	0			
Lemon Home - Vote By Mail	45	36	80.00	7	26	28	5	20	13	10	25			
Gerber/Las Flores 0040	476	118	24.79	37	73	99	15	65	49	33	81			
Gerber/Las Flores - Vote By Mail	476	184	38.66	45	131	136	39	105	72	61	118			
Los Molinos 0041	1027	338	32.91	87	238	250	74	188	140	112	211			
Los Molinos - Vote By Mail	1027	410	39.92	121	268	320	74	254	142	145	252			
Moon/Olive 0042	1293	355	27.46	92	246	256	79	192	143	113	232			
Moon/Olive - Vote By Mail	1293	597	46.17	168	403	455	113	337	232	182	389			
Oak Park 0043	886	255	28.78	64	177	191	52	144	97	84	158			
Oak Park - Vote By Mail	886	421	47.52	115	292	323	82	241	165	143	266			
Vina 0044	325	121	37.23	25	90	82	33	49	63	36	80			
Vina - Vote By Mail	325	132	40.62	38	84	91	33	71	54	46	81			
Corning 3, 6 & 8 0045	998	303	30.36	80	210	209	81	158	126	132	156			
Corning 3, 6 & 8 - Vote By Mail	998	437	43.79	131	287	360	61	239	179	130	292			
Tehama 1 0046	217	0	0.00	0	0	0	0	0	0	0	0			
Tehama 1 - Vote By Mail	217	175	80.65	37	132	132	37	106	64	65	105			
Precinct Totals	31174	8032	25.77	2069	5608	5945	1705	4275	3376	2725	4991			
Vote By Mail Totals	31174	15229	48.85	3958	10702	11877	2817	8638	6048	5048	9747			
Grand Totals	31174	23261	74.62	6027	16310	17822	4522	12913	9424	7773	14738			
1ST CONGRESSIONAL	31174	23261	74.62	6027	16310	17822	4522	12913	9424	7773	14738			
4TH SENATE	31174	23261	74.62	6027	16310	17822	4522	12913	9424	7773	14738			
3RD ASSEMBLY	31174	23261	74.62	6027	16310	17822	4522	12913	9424	7773	14738			
2ND EQUALIZATION	31174	23261	74.62	6027	16310	17822	4522	12913	9424	7773	14738			
SUPE DIST 1	7122	5441	76.40	1326	3893	4144	1070	2937	2279	1826	3430			
SUPE DIST 2	6199	4443	71.67	1123	3128	3438	806	2516	1738	1503	2798			
SUPE DIST 3	6777	5306	78.29	1429	3695	4190	948	2967	2153	1773	3376			
SUPE DIST 4	5391	3861	71.62	1024	2703	2873	851	2163	1558	1292	2454			
SUPE DIST 5	5685	4210	74.05	1125	2891	3177	847	2330	1696	1379	2680			
TEHAMA COUNTY	31174	23261	74.62	6027	16310	17822	4522	12913	9424	7773	14738			
CORNING	2648	1831	69.15	563	1190	1395	359	1067	682	664	1096			
RED BLUFF	6107	4153	68.00	1216	2725	3216	714	2504	1431	1568	2409			
TEHAMA	217	175	80.65	37	132	132	37	106	64	65	105			
UNINCORPORATED AREA	22202	17102	77.03	4211	12263	13079	3412	9236	7247	5476	11128			



140026	CALIFORNIA													
	Registration	Ballots Cast	Turnout (%)	MEASURE 34 YES	NO	MEASURE 35 YES	NO	MEASURE 36 YES	NO	MEASURE 37 YES	NO			
Paskenta - Vote By Mail	108	92	85.19	19	73	58	33	47	44	26	65			
Rancho Tehama 0032	769	223	29.00	61	154	155	59	131	84	84	133			
Rancho Tehama - Vote By Mail	769	321	41.74	92	219	234	80	209	102	130	182			
Richfield 0033	602	233	38.70	42	185	165	66	109	121	51	180			
Richfield - Vote By Mail	602	225	37.38	57	164	181	36	110	108	54	166			
Tehama 2 0034	121	0	0.00	0	0	0	0	0	0	0	0			
Tehama 2 - Vote By Mail	121	90	74.38	16	73	73	17	37	50	22	66			
Corning 1 & 2 0035	911	271	29.75	94	160	180	68	157	94	96	159			
Corning 1 & 2 - Vote By Mail	911	348	38.20	107	227	273	66	218	123	117	223			
Corning 4, 5 & 7 0036	739	225	30.45	77	140	185	30	146	71	100	113			
Corning 4, 5 & 7 - Vote By Mail	739	247	33.42	74	166	188	53	149	89	89	153			
Capay 0037	261	89	34.10	34	51	62	21	46	41	26	60			
Capay - Vote By Mail	261	116	44.44	27	83	92	20	63	49	29	86			
Kirkwood 0038	157	0	0.00	0	0	0	0	0	0	0	0			
Kirkwood - Vote By Mail	157	123	78.34	17	100	91	28	52	67	32	88			
Lemon Home 0039	45	0	0.00	0	0	0	0	0	0	0	0			
Lemon Home - Vote By Mail	45	36	80.00	7	26	28	5	20	13	10	25			
Gerber/Las Flores 0040	476	118	24.79	37	73	99	15	65	49	33	81			
Gerber/Las Flores - Vote By Mail	476	184	38.66	45	131	136	39	105	72	61	118			
Los Molinos 0041	1027	338	32.91	87	238	250	74	188	140	112	211			
Los Molinos - Vote By Mail	1027	410	39.92	121	268	320	74	254	142	145	252			
Moon/Olive 0042	1293	355	27.46	92	246	256	79	192	143	113	232			
Moon/Olive - Vote By Mail	1293	597	46.17	168	403	455	113	337	232	182	389			
Oak Park 0043	886	255	28.78	64	177	191	52	144	97	84	158			
Oak Park - Vote By Mail	886	421	47.52	115	292	323	82	241	165	143	266			
Vina 0044	325	121	37.23	25	90	82	33	49	63	36	80			
Vina - Vote By Mail	325	132	40.62	38	84	91	33	71	54	46	81			
Corning 3, 6 & 8 0045	998	303	30.36	80	210	209	81	158	126	132	156			
Corning 3, 6 & 8 - Vote By Mail	998	437	43.79	131	287	360	61	239	179	130	292			
Tehama 1 0046	217	0	0.00	0	0	0	0	0	0	0	0			
Tehama 1 - Vote By Mail	217	175	80.65	37	132	132	37	106	64	65	105			
Precinct Totals	31174	8032	25.77	2069	5608	5945	1705	4275	3376	2725	4991			
Vote By Mail Totals	31174	15229	48.85	3958	10702	11877	2817	8638	6048	5048	9747			
Grand Totals	31174	23261	74.62	6027	16310	17822	4522	12913	9424	7773	14738			
1ST CONGRESSIONAL	31174	23261	74.62	6027	16310	17822	4522	12913	9424	7773	14738			
4TH SENATE	31174	23261	74.62	6027	16310	17822	4522	12913	9424	7773	14738			
3RD ASSEMBLY	31174	23261	74.62	6027	16310	17822	4522	12913	9424	7773	14738			
2ND EQUALIZATION	31174	23261	74.62	6027	16310	17822	4522	12913	9424	7773	14738			
SUPE DIST 1	7122	5441	76.40	1326	3893	4144	1070	2937	2279	1826	3430			
SUPE DIST 2	6199	4443	71.67	1123	3128	3438	806	2516	1738	1503	2798			
SUPE DIST 3	6777	5306	78.29	1429	3695	4190	948	2967	2153	1773	3376			
SUPE DIST 4	5391	3861	71.62	1024	2703	2873	851	2163	1558	1292	2454			
SUPE DIST 5	5685	4210	74.05	1125	2891	3177	847	2330	1696	1379	2680			
TEHAMA COUNTY	31174	23261	74.62	6027	16310	17822	4522	12913	9424	7773	14738			
CORNING	2648	1831	69.15	563	1190	1395	359	1067	682	664	1096			
RED BLUFF	6107	4153	68.00	1216	2725	3216	714	2504	1431	1568	2409			
TEHAMA	217	175	80.65	37	132	132	37	106	64	65	105			
UNINCORPORATED AREA	22202	17102	77.03	4211	12263	13079	3412	9236	7247	5476	11128			



140026	CALIFORNIA													
	Registration	Ballots Cast	Turnout (%)	MEASURE 34 YES	NO	MEASURE 35 YES	NO	MEASURE 36 YES	NO	MEASURE 37 YES	NO			
Paskenta - Vote By Mail	108	92	85.19	19	73	58	33	47	44	26	65			
Rancho Tehama 0032	769	223	29.00	61	154	155	59	131	84	84	133			
Rancho Tehama - Vote By Mail	769	321	41.74	92	219	234	80	209	102	130	182			
Richfield 0033	602	233	38.70	42	185	165	66	109	121	51	180			
Richfield - Vote By Mail	602	225	37.38	57	164	181	36	110	108	54	166			
Tehama 2 0034	121	0	0.00	0	0	0	0	0	0	0	0			
Tehama 2 - Vote By Mail	121	90	74.38	16	73	73	17	37	50	22	66			
Corning 1 & 2 0035	911	271	29.75	94	160	180	68	157	94	96	159			
Corning 1 & 2 - Vote By Mail	911	348	38.20	107	227	273	66	218	123	117	223			
Corning 4, 5 & 7 0036	739	225	30.45	77	140	185	30	146	71	100	113			
Corning 4, 5 & 7 - Vote By Mail	739	247	33.42	74	166	188	53	149	89	89	153			
Capay 0037	261	89	34.10	34	51	62	21	46	41	26	60			
Capay - Vote By Mail	261	116	44.44	27	83	92	20	63	49	29	86			
Kirkwood 0038	157	0	0.00	0	0	0	0	0	0	0	0			
Kirkwood - Vote By Mail	157	123	78.34	17	100	91	28	52	67	32	88			
Lemon Home 0039	45	0	0.00	0	0	0	0	0	0	0	0			
Lemon Home - Vote By Mail	45	36	80.00	7	26	28	5	20	13	10	25			
Gerber/Las Flores 0040	476	118	24.79	37	73	99	15	65	49	33	81			
Gerber/Las Flores - Vote By Mail	476	184	38.66	45	131	136	39	105	72	61	118			
Los Molinos 0041	1027	338	32.91	87	238	250	74	188	140	112	211			
Los Molinos - Vote By Mail	1027	410	39.92	121	268	320	74	254	142	145	252			
Moon/Olive 0042	1293	355	27.46	92	246	256	79	192	143	113	232			
Moon/Olive - Vote By Mail	1293	597	46.17	168	403	455	113	337	232	182	389			
Oak Park 0043	886	255	28.78	64	177	191	52	144	97	84	158			
Oak Park - Vote By Mail	886	421	47.52	115	292	323	82	241	165	143	266			
Vina 0044	325	121	37.23	25	90	82	33	49	63	36	80			
Vina - Vote By Mail	325	132	40.62	38	84	91	33	71	54	46	81			
Corning 3, 6 & 8 0045	998	303	30.36	80	210	209	81	158	126	132	156			
Corning 3, 6 & 8 - Vote By Mail	998	437	43.79	131	287	360	61	239	179	130	292			
Tehama 1 0046	217	0	0.00	0	0	0	0	0	0	0	0			
Tehama 1 - Vote By Mail	217	175	80.65	37	132	132	37	106	64	65	105			
Precinct Totals	31174	8032	25.77	2069	5608	5945	1705	4275	3376	2725	4991			
Vote By Mail Totals	31174	15229	48.85	3958	10702	11877	2817	8638	6048	5048	9747			
Grand Totals	31174	23261	74.62	6027	16310	17822	4522	12913	9424	7773	14738			
1ST CONGRESSIONAL	31174	23261	74.62	6027	16310	17822	4522	12913	9424	7773	14738			
4TH SENATE	31174	23261	74.62	6027	16310	17822	4522	12913	9424	7773	14738			
3RD ASSEMBLY	31174	23261	74.62	6027	16310	17822	4522	12913	9424	7773	14738			
2ND EQUALIZATION	31174	23261	74.62	6027	16310	17822	4522	12913	9424	7773	14738			
SUPE DIST 1	7122	5441	76.40	1326	3893	4144	1070	2937	2279	1826	3430			
SUPE DIST 2	6199	4443	71.67	1123	3128	3438	806	2516	1738	1503	2798			
SUPE DIST 3	6777	5306	78.29	1429	3695	4190	948	2967	2153	1773	3376			
SUPE DIST 4	5391	3861	71.62	1024	2703	2873	851	2163	1558	1292	2454			
SUPE DIST 5	5685	4210	74.05	1125	2891	3177	847	2330	1696	1379	2680			
TEHAMA COUNTY	31174	23261	74.62	6027	16310	17822	4522	12913	9424	7773	14738			
CORNING	2648	1831	69.15	563	1190	1395	359	1067	682	664	1096			
RED BLUFF	6107	4153	68.00	1216	2725	3216	714	2504	1431	1568	2409			
TEHAMA	217	175	80.65	37	132	132	37	106	64	65	105			
UNINCORPORATED AREA	22202	17102	77.03	4211	12263	13079	3412	9236	7247	5476	11128			



140030	CALIFORNIA													
	Registration	Ballots Cast	Turnout (%)		MEASURE 38 YES	NO		MEASURE 39 YES	NO		MEASURE 40 YES	NO		
Bowman 1 & 2 0001	1472	363	24.66		61	288		115	229		226	109		
Bowman 1 & 2 - Vote By Mail	1472	786	53.40		111	646		287	460		532	192		
Bowman 3 & 4 0002	1522	394	25.89		69	306		143	226		249	115		
Bowman 3 & 4 - Vote By Mail	1522	775	50.92		135	616		292	459		550	185		
Riverview 1 & 2 0003	1558	349	22.40		65	271		106	220		222	96		
Riverview 1 & 2 - Vote By Mail	1558	949	60.91		153	768		393	532		670	232		
Red Bluff 6 & 7 0004	1076	274	25.46		79	178		144	110		155	80		
Red Bluff 6 & 7 - Vote By Mail	1076	455	42.29		112	325		241	196		286	129		
Red Bluff 2 0005	968	276	28.51		58	201		113	141		159	82		
Red Bluff 2 - Vote By Mail	968	474	48.97		99	357		213	237		282	140		
Red Bluff 1 0006	526	111	21.10		28	79		54	47		67	34		
Red Bluff 1 - Vote By Mail	526	235	44.68		56	159		110	105		141	63		
Hospital 0007	1137	293	25.77		51	230		80	196		187	84		
Hospital - Vote By Mail	1137	573	50.40		95	463		224	324		375	168		
Proberta 0008	320	77	24.06		16	58		35	39		40	32		
Proberta - Vote By Mail	320	162	50.63		34	123		70	87		109	44		
Rawson 0009	529	158	29.87		27	127		58	93		101	48		
Rawson - Vote By Mail	529	231	43.67		50	171		96	125		147	68		
Reeds Creek 0010	697	139	19.94		20	115		34	101		83	49		
Reeds Creek - Vote By Mail	697	411	58.97		62	338		149	246		260	124		
Ridgeway 0011	514	134	26.07		22	101		49	73		85	38		
Ridgeway - Vote By Mail	514	258	50.19		25	218		92	149		171	62		
Red Bluff 3 0012	1076	289	26.86		79	189		129	136		147	103		
Red Bluff 3 - Vote By Mail	1076	396	36.80		117	261		215	155		251	101		
Red Bluff 4 0013	1095	264	24.11		71	186		135	113		160	81		
Red Bluff 4 - Vote By Mail	1095	464	42.37		133	307		231	209		284	134		
Red Bluff 5 0014	831	232	27.92		64	150		105	105		121	75		
Red Bluff 5 - Vote By Mail	831	362	43.56		68	279		173	170		220	106		
Bend 1 0015	509	164	32.22		39	115		57	93		111	36		
Bend 1 - Vote By Mail	509	246	48.33		35	202		99	140		165	64		
Bend 2 0016	105	0	0.00		0	0		0	0		0	0		
Bend 2 - Vote By Mail	105	94	89.52		14	77		39	48		59	28		
Riverlakes 0017	1617	460	28.45		86	352		159	274		294	132		
Riverlakes - Vote By Mail	1617	882	54.55		179	672		368	479		618	197		
Antelope 1 0018	1133	264	23.30		71	188		110	142		148	92		
Antelope 1 - Vote By Mail	1133	616	54.37		157	438		275	304		407	162		
Antelope 2 & 4 0019	679	193	28.42		60	127		86	94		119	60		
Antelope 2 & 4 - Vote By Mail	679	324	47.72		75	234		136	176		216	75		
Antelope 3 0020	1040	276	26.54		51	218		99	169		159	107		
Antelope 3 - Vote By Mail	1040	552	53.08		106	434		225	314		365	158		
Los Robles 0021	622	160	25.72		31	125		50	103		95	55		
Los Robles - Vote By Mail	622	337	54.18		64	267		120	208		215	100		
Manton 0022	219	0	0.00		0	0		0	0		0	0		
Manton - Vote By Mail	219	166	75.80		47	117		70	96		133	31		
Mineral 0023	110	0	0.00		0	0		0	0		0	0		
Mineral - Vote By Mail	110	102	92.73		18	81		41	58		72	21		
Paynes Creek 0024	208	0	0.00		0	0		0	0		0	0		
Paynes Creek - Vote By Mail	208	149	71.63		27	116		63	80		94	44		
Red Bluff 8 & 9 0025	535	88	16.45		30	55		42	39		43	30		
Red Bluff 8 & 9 - Vote By Mail	535	233	43.55		57	165		109	111		144	66		
Red Bank 0026	156	0	0.00		0	0		0	0		0	0		
Red Bank - Vote By Mail	156	139	89.10		17	117		42	88		102	29		
Liberal/Maywood 0027	1107	319	28.82		61	243		101	198		188	105		
Liberal/Maywood - Vote By Mail	1107	487	43.99		83	379		184	279		316	144		
Butte Mountain 0028	28	0	0.00		0	0		0	0		0	0		
Butte Mountain - Vote By Mail	28	16	57.14		4	10		9	5		8	5		
El Camino 0029	703	224	31.86		38	174		75	135		133	74		
El Camino - Vote By Mail	703	287	40.83		58	227		110	168		203	73		
Flournoy 0030	147	0	0.00		0	0		0	0		0	0		
Flournoy - Vote By Mail	147	114	77.55		20	91		37	75		70	37		
Paskenta 0031	108	0	0.00		0	0		0	0		0	0		

140030	CALIFORNIA													
	Registration	Ballots Cast	Turnout (%)	MEASURE 38 YES	NO	MEASURE 39 YES	NO	MEASURE 40 YES	NO					
Paskenta - Vote By Mail	108	92	85.19	13	79	28	62	59	29					
Rancho Tehama 0032	769	223	29.00	54	161	99	114	132	79					
Rancho Tehama - Vote By Mail	769	321	41.74	77	235	160	152	215	94					
Richfield 0033	602	233	38.70	44	188	60	169	136	90					
Richfield - Vote By Mail	602	225	37.38	40	179	88	129	147	65					
Tehama 2 0034	121	0	0.00	0	0	0	0	0	0					
Tehama 2 - Vote By Mail	121	90	74.38	10	78	23	63	60	26					
Corning 1 & 2 0035	911	271	29.75	70	181	131	113	162	79					
Corning 1 & 2 - Vote By Mail	911	348	38.20	81	255	158	180	241	83					
Corning 4, 5 & 7 0036	739	225	30.45	56	157	112	98	114	91					
Corning 4, 5 & 7 - Vote By Mail	739	247	33.42	64	170	126	107	153	79					
Capay 0037	261	89	34.10	14	69	34	51	56	21					
Capay - Vote By Mail	261	116	44.44	19	96	51	62	79	30					
Kirkwood 0038	157	0	0.00	0	0	0	0	0	0					
Kirkwood - Vote By Mail	157	123	78.34	12	108	34	86	78	32					
Lemon Home 0039	45	0	0.00	0	0	0	0	0	0					
Lemon Home - Vote By Mail	45	36	80.00	9	27	15	19	26	7					
Gerber/Las Flores 0040	476	118	24.79	34	79	46	65	69	41					
Gerber/Las Flores - Vote By Mail	476	184	38.66	45	128	85	89	108	65					
Los Molinos 0041	1027	338	32.91	86	237	140	182	207	104					
Los Molinos - Vote By Mail	1027	410	39.92	98	301	184	211	264	117					
Moon/Olive 0042	1293	355	27.46	74	262	126	208	211	118					
Moon/Olive - Vote By Mail	1293	597	46.17	108	466	254	309	398	145					
Oak Park 0043	886	255	28.78	58	177	107	126	137	92					
Oak Park - Vote By Mail	886	421	47.52	89	314	189	209	301	91					
Vina 0044	325	121	37.23	16	97	38	74	62	48					
Vina - Vote By Mail	325	132	40.62	25	98	63	59	92	27					
Corning 3, 6 & 8 0045	998	303	30.36	76	208	132	149	179	101					
Corning 3, 6 & 8 - Vote By Mail	998	437	43.79	79	340	211	203	277	134					
Tehama 1 0046	217	0	0.00	0	0	0	0	0	0					
Tehama 1 - Vote By Mail	217	175	80.65	30	138	65	105	101	64					
Precinct Totals	31174	8032	25.77	1759	5892	3104	4425	4757	2581					
Vote By Mail Totals	31174	15229	48.85	3010	11670	6447	8128	10064	4070					
Grand Totals	31174	23261	74.62	4769	17562	9551	12553	14821	6651					
1ST CONGRESSIONAL	31174	23261	74.62	4769	17562	9551	12553	14821	6651					
4TH SENATE	31174	23261	74.62	4769	17562	9551	12553	14821	6651					
3RD ASSEMBLY	31174	23261	74.62	4769	17562	9551	12553	14821	6651					
2ND EQUALIZATION	31174	23261	74.62	4769	17562	9551	12553	14821	6651					
SUPE DIST 1	7122	5441	76.40	1026	4194	2211	2962	3539	1457					
SUPE DIST 2	6199	4443	71.67	934	3316	1875	2321	2741	1317					
SUPE DIST 3	6777	5306	78.29	1147	3983	2148	2928	3457	1458					
SUPE DIST 4	5391	3861	71.62	790	2924	1543	2135	2439	1182					
SUPE DIST 5	5685	4210	74.05	872	3145	1774	2207	2645	1237					
TEHAMA COUNTY	31174	23261	74.62	4769	17562	9551	12553	14821	6651					
CORNING	2648	1831	69.15	426	1311	870	850	1126	567					
RED BLUFF	6107	4153	68.00	1051	2891	2014	1874	2460	1224					
TEHAMA	217	175	80.65	30	138	65	105	101	64					
UNINCORPORATED AREA	22202	17102	77.03	3262	13222	6602	9724	11134	4796					

140030	CALIFORNIA													
	Registration	Ballots Cast	Turnout (%)	MEASURE 38 YES	NO	MEASURE 39 YES	NO	MEASURE 40 YES	NO					
Bowman 1 & 2 0001	1472	363	24.66	61	288	115	229	226	109					
Bowman 1 & 2 - Vote By Mail	1472	786	53.40	111	646	287	460	532	192					
Bowman 3 & 4 0002	1522	394	25.89	69	306	143	226	249	115					
Bowman 3 & 4 - Vote By Mail	1522	775	50.92	135	616	292	459	550	185					
Riverview 1 & 2 0003	1558	349	22.40	65	271	106	220	222	96					
Riverview 1 & 2 - Vote By Mail	1558	949	60.91	153	768	393	532	670	232					
Red Bluff 6 & 7 0004	1076	274	25.46	79	178	144	110	155	80					
Red Bluff 6 & 7 - Vote By Mail	1076	455	42.29	112	325	241	196	286	129					
Red Bluff 2 0005	968	276	28.51	58	201	113	141	159	82					
Red Bluff 2 - Vote By Mail	968	474	48.97	99	357	213	237	282	140					
Red Bluff 1 0006	526	111	21.10	28	79	54	47	67	34					
Red Bluff 1 - Vote By Mail	526	235	44.68	56	159	110	105	141	63					
Hospital 0007	1137	293	25.77	51	230	80	196	187	84					
Hospital - Vote By Mail	1137	573	50.40	95	463	224	324	375	168					
Proberta 0008	320	77	24.06	16	58	35	39	40	32					
Proberta - Vote By Mail	320	162	50.63	34	123	70	87	109	44					
Rawson 0009	529	158	29.87	27	127	58	93	101	48					
Rawson - Vote By Mail	529	231	43.67	50	171	96	125	147	68					
Reeds Creek 0010	697	139	19.94	20	115	34	101	83	49					
Reeds Creek - Vote By Mail	697	411	58.97	62	338	149	246	260	124					
Ridgeway 0011	514	134	26.07	22	101	49	73	85	38					
Ridgeway - Vote By Mail	514	258	50.19	25	218	92	149	171	62					
Red Bluff 3 0012	1076	289	26.86	79	189	129	136	147	103					
Red Bluff 3 - Vote By Mail	1076	396	36.80	117	261	215	155	251	101					
Red Bluff 4 0013	1095	264	24.11	71	186	135	113	160	81					
Red Bluff 4 - Vote By Mail	1095	464	42.37	133	307	231	209	284	134					
Red Bluff 5 0014	831	232	27.92	64	150	105	105	121	75					
Red Bluff 5 - Vote By Mail	831	362	43.56	68	279	173	170	220	106					
Bend 1 0015	509	164	32.22	39	115	57	93	111	36					
Bend 1 - Vote By Mail	509	246	48.33	35	202	99	140	165	64					
Bend 2 0016	105	0	0.00	0	0	0	0	0	0					
Bend 2 - Vote By Mail	105	94	89.52	14	77	39	48	59	28					
Riverlakes 0017	1617	460	28.45	86	352	159	274	294	132					
Riverlakes - Vote By Mail	1617	882	54.55	179	672	368	479	618	197					
Antelope 1 0018	1133	264	23.30	71	188	110	142	148	92					
Antelope 1 - Vote By Mail	1133	616	54.37	157	438	275	304	407	162					
Antelope 2 & 4 0019	679	193	28.42	60	127	86	94	119	60					
Antelope 2 & 4 - Vote By Mail	679	324	47.72	75	234	136	176	216	75					
Antelope 3 0020	1040	276	26.54	51	218	99	169	159	107					
Antelope 3 - Vote By Mail	1040	552	53.08	106	434	225	314	365	158					
Los Robles 0021	622	160	25.72	31	125	50	103	95	55					
Los Robles - Vote By Mail	622	337	54.18	64	267	120	208	215	100					
Manton 0022	219	0	0.00	0	0	0	0	0	0					
Manton - Vote By Mail	219	166	75.80	47	117	70	96	133	31					
Mineral 0023	110	0	0.00	0	0	0	0	0	0					
Mineral - Vote By Mail	110	102	92.73	18	81	41	58	72	21					
Paynes Creek 0024	208	0	0.00	0	0	0	0	0	0					
Paynes Creek - Vote By Mail	208	149	71.63	27	116	63	80	94	44					
Red Bluff 8 & 9 0025	535	88	16.45	30	55	42	39	43	30					
Red Bluff 8 & 9 - Vote By Mail	535	233	43.55	57	165	109	111	144	66					
Red Bank 0026	156	0	0.00	0	0	0	0	0	0					
Red Bank - Vote By Mail	156	139	89.10	17	117	42	88	102	29					
Liberal/Maywood 0027	1107	319	28.82	61	243	101	198	188	105					
Liberal/Maywood - Vote By Mail	1107	487	43.99	83	379	184	279	316	144					
Butte Mountain 0028	28	0	0.00	0	0	0	0	0	0					
Butte Mountain - Vote By Mail	28	16	57.14	4	10	9	5	8	5					
El Camino 0029	703	224	31.86	38	174	75	135	133	74					
El Camino - Vote By Mail	703	287	40.83	58	227	110	168	203	73					
Flournoy 0030	147	0	0.00	0	0	0	0	0	0					
Flournoy - Vote By Mail	147	114	77.55	20	91	37	75	70	37					
Paskenta 0031	108	0	0.00	0	0	0	0	0	0					

140030	CALIFORNIA													
	Registration	Ballots Cast	Turnout (%)	MEASURE 38 YES	NO	MEASURE 39 YES	NO	MEASURE 40 YES	NO					
Paskenta - Vote By Mail	108	92	85.19	13	79	28	62	59	29					
Rancho Tehama 0032	769	223	29.00	54	161	99	114	132	79					
Rancho Tehama - Vote By Mail	769	321	41.74	77	235	160	152	215	94					
Richfield 0033	602	233	38.70	44	188	60	169	136	90					
Richfield - Vote By Mail	602	225	37.38	40	179	88	129	147	65					
Tehama 2 0034	121	0	0.00	0	0	0	0	0	0					
Tehama 2 - Vote By Mail	121	90	74.38	10	78	23	63	60	26					
Corning 1 & 2 0035	911	271	29.75	70	181	131	113	162	79					
Corning 1 & 2 - Vote By Mail	911	348	38.20	81	255	158	180	241	83					
Corning 4, 5 & 7 0036	739	225	30.45	56	157	112	98	114	91					
Corning 4, 5 & 7 - Vote By Mail	739	247	33.42	64	170	126	107	153	79					
Capay 0037	261	89	34.10	14	69	34	51	56	21					
Capay - Vote By Mail	261	116	44.44	19	96	51	62	79	30					
Kirkwood 0038	157	0	0.00	0	0	0	0	0	0					
Kirkwood - Vote By Mail	157	123	78.34	12	108	34	86	78	32					
Lemon Home 0039	45	0	0.00	0	0	0	0	0	0					
Lemon Home - Vote By Mail	45	36	80.00	9	27	15	19	26	7					
Gerber/Las Flores 0040	476	118	24.79	34	79	46	65	69	41					
Gerber/Las Flores - Vote By Mail	476	184	38.66	45	128	85	89	108	65					
Los Molinos 0041	1027	338	32.91	86	237	140	182	207	104					
Los Molinos - Vote By Mail	1027	410	39.92	98	301	184	211	264	117					
Moon/Olive 0042	1293	355	27.46	74	262	126	208	211	118					
Moon/Olive - Vote By Mail	1293	597	46.17	108	466	254	309	398	145					
Oak Park 0043	886	255	28.78	58	177	107	126	137	92					
Oak Park - Vote By Mail	886	421	47.52	89	314	189	209	301	91					
Vina 0044	325	121	37.23	16	97	38	74	62	48					
Vina - Vote By Mail	325	132	40.62	25	98	63	59	92	27					
Corning 3, 6 & 8 0045	998	303	30.36	76	208	132	149	179	101					
Corning 3, 6 & 8 - Vote By Mail	998	437	43.79	79	340	211	203	277	134					
Tehama 1 0046	217	0	0.00	0	0	0	0	0	0					
Tehama 1 - Vote By Mail	217	175	80.65	30	138	65	105	101	64					
Precinct Totals	31174	8032	25.77	1759	5892	3104	4425	4757	2581					
Vote By Mail Totals	31174	15229	48.85	3010	11670	6447	8128	10064	4070					
Grand Totals	31174	23261	74.62	4769	17562	9551	12553	14821	6651					
1ST CONGRESSIONAL	31174	23261	74.62	4769	17562	9551	12553	14821	6651					
4TH SENATE	31174	23261	74.62	4769	17562	9551	12553	14821	6651					
3RD ASSEMBLY	31174	23261	74.62	4769	17562	9551	12553	14821	6651					
2ND EQUALIZATION	31174	23261	74.62	4769	17562	9551	12553	14821	6651					
SUPE DIST 1	7122	5441	76.40	1026	4194	2211	2962	3539	1457					
SUPE DIST 2	6199	4443	71.67	934	3316	1875	2321	2741	1317					
SUPE DIST 3	6777	5306	78.29	1147	3983	2148	2928	3457	1458					
SUPE DIST 4	5391	3861	71.62	790	2924	1543	2135	2439	1182					
SUPE DIST 5	5685	4210	74.05	872	3145	1774	2207	2645	1237					
TEHAMA COUNTY	31174	23261	74.62	4769	17562	9551	12553	14821	6651					
CORNING	2648	1831	69.15	426	1311	870	850	1126	567					
RED BLUFF	6107	4153	68.00	1051	2891	2014	1874	2460	1224					
TEHAMA	217	175	80.65	30	138	65	105	101	64					
UNINCORPORATED AREA	22202	17102	77.03	3262	13222	6602	9724	11134	4796					

140030	CALIFORNIA													
	Registration	Ballots Cast	Turnout (%)	MEASURE 38		MEASURE 39		MEASURE 40						
				YES	NO	YES	NO	YES	NO					
Bowman 1 & 2 0001	1472	363	24.66	61	288	115	229	226	109					
Bowman 1 & 2 - Vote By Mail	1472	786	53.40	111	646	287	460	532	192					
Bowman 3 & 4 0002	1522	394	25.89	69	306	143	226	249	115					
Bowman 3 & 4 - Vote By Mail	1522	775	50.92	135	616	292	459	550	185					
Riverview 1 & 2 0003	1558	349	22.40	65	271	106	220	222	96					
Riverview 1 & 2 - Vote By Mail	1558	949	60.91	153	768	393	532	670	232					
Red Bluff 6 & 7 0004	1076	274	25.46	79	178	144	110	155	80					
Red Bluff 6 & 7 - Vote By Mail	1076	455	42.29	112	325	241	196	286	129					
Red Bluff 2 0005	968	276	28.51	58	201	113	141	159	82					
Red Bluff 2 - Vote By Mail	968	474	48.97	99	357	213	237	282	140					
Red Bluff 1 0006	526	111	21.10	28	79	54	47	67	34					
Red Bluff 1 - Vote By Mail	526	235	44.68	56	159	110	105	141	63					
Hospital 0007	1137	293	25.77	51	230	80	196	187	84					
Hospital - Vote By Mail	1137	573	50.40	95	463	224	324	375	168					
Proberta 0008	320	77	24.06	16	58	35	39	40	32					
Proberta - Vote By Mail	320	162	50.63	34	123	70	87	109	44					
Rawson 0009	529	158	29.87	27	127	58	93	101	48					
Rawson - Vote By Mail	529	231	43.67	50	171	96	125	147	68					
Reeds Creek 0010	697	139	19.94	20	115	34	101	83	49					
Reeds Creek - Vote By Mail	697	411	58.97	62	338	149	246	260	124					
Ridgeway 0011	514	134	26.07	22	101	49	73	85	38					
Ridgeway - Vote By Mail	514	258	50.19	25	218	92	149	171	62					
Red Bluff 3 0012	1076	289	26.86	79	189	129	136	147	103					
Red Bluff 3 - Vote By Mail	1076	396	36.80	117	261	215	155	251	101					
Red Bluff 4 0013	1095	264	24.11	71	186	135	113	160	81					
Red Bluff 4 - Vote By Mail	1095	464	42.37	133	307	231	209	284	134					
Red Bluff 5 0014	831	232	27.92	64	150	105	105	121	75					
Red Bluff 5 - Vote By Mail	831	362	43.56	68	279	173	170	220	106					
Bend 1 0015	509	164	32.22	39	115	57	93	111	36					
Bend 1 - Vote By Mail	509	246	48.33	35	202	99	140	165	64					
Bend 2 0016	105	0	0.00	0	0	0	0	0	0					
Bend 2 - Vote By Mail	105	94	89.52	14	77	39	48	59	28					
Riverlakes 0017	1617	460	28.45	86	352	159	274	294	132					
Riverlakes - Vote By Mail	1617	882	54.55	179	672	368	479	618	197					
Antelope 1 0018	1133	264	23.30	71	188	110	142	148	92					
Antelope 1 - Vote By Mail	1133	616	54.37	157	438	275	304	407	162					
Antelope 2 & 4 0019	679	193	28.42	60	127	86	94	119	60					
Antelope 2 & 4 - Vote By Mail	679	324	47.72	75	234	136	176	216	75					
Antelope 3 0020	1040	276	26.54	51	218	99	169	159	107					
Antelope 3 - Vote By Mail	1040	552	53.08	106	434	225	314	365	158					
Los Robles 0021	622	160	25.72	31	125	50	103	95	55					
Los Robles - Vote By Mail	622	337	54.18	64	267	120	208	215	100					
Manton 0022	219	0	0.00	0	0	0	0	0	0					
Manton - Vote By Mail	219	166	75.80	47	117	70	96	133	31					
Mineral 0023	110	0	0.00	0	0	0	0	0	0					
Mineral - Vote By Mail	110	102	92.73	18	81	41	58	72	21					
Paynes Creek 0024	208	0	0.00	0	0	0	0	0	0					
Paynes Creek - Vote By Mail	208	149	71.63	27	116	63	80	94	44					
Red Bluff 8 & 9 0025	535	88	16.45	30	55	42	39	43	30					
Red Bluff 8 & 9 - Vote By Mail	535	233	43.55	57	165	109	111	144	66					
Red Bank 0026	156	0	0.00	0	0	0	0	0	0					
Red Bank - Vote By Mail	156	139	89.10	17	117	42	88	102	29					
Liberal/Maywood 0027	1107	319	28.82	61	243	101	198	188	105					
Liberal/Maywood - Vote By Mail	1107	487	43.99	83	379	184	279	316	144					
Butte Mountain 0028	28	0	0.00	0	0	0	0	0	0					
Butte Mountain - Vote By Mail	28	16	57.14	4	10	9	5	8	5					
El Camino 0029	703	224	31.86	38	174	75	135	133	74					
El Camino - Vote By Mail	703	287	40.83	58	227	110	168	203	73					
Flourmoy 0030	147	0	0.00	0	0	0	0	0	0					
Flourmoy - Vote By Mail	147	114	77.55	20	91	37	75	70	37					
Paskenta 0031	108	0	0.00	0	0	0	0	0	0					

140030	CALIFORNIA													
	Registration	Ballots Cast	Turnout (%)	MEASURE 38 YES	NO	MEASURE 39 YES	NO	MEASURE 40 YES	NO					
	Paskenta - Vote By Mail	108	92	85.19	13	79	28	62	59	29				
Rancho Tehama 0032	769	223	29.00	54	161	99	114	132	79					
Rancho Tehama - Vote By Mail	769	321	41.74	77	235	160	152	215	94					
Richfield 0033	602	233	38.70	44	188	60	169	136	90					
Richfield - Vote By Mail	602	225	37.38	40	179	88	129	147	65					
Tehama 2 0034	121	0	0.00	0	0	0	0	0	0					
Tehama 2 - Vote By Mail	121	90	74.38	10	78	23	63	60	26					
Corning 1 & 2 0035	911	271	29.75	70	181	131	113	162	79					
Corning 1 & 2 - Vote By Mail	911	348	38.20	81	255	158	180	241	83					
Corning 4, 5 & 7 0036	739	225	30.45	56	157	112	98	114	91					
Corning 4, 5 & 7 - Vote By Mail	739	247	33.42	64	170	126	107	153	79					
Capay 0037	261	89	34.10	14	69	34	51	56	21					
Capay - Vote By Mail	261	116	44.44	19	96	51	62	79	30					
Kirkwood 0038	157	0	0.00	0	0	0	0	0	0					
Kirkwood - Vote By Mail	157	123	78.34	12	108	34	86	78	32					
Lemon Home 0039	45	0	0.00	0	0	0	0	0	0					
Lemon Home - Vote By Mail	45	36	80.00	9	27	15	19	26	7					
Gerber/Las Flores 0040	476	118	24.79	34	79	46	65	69	41					
Gerber/Las Flores - Vote By Mail	476	184	38.66	45	128	85	89	108	65					
Los Molinos 0041	1027	338	32.91	86	237	140	182	207	104					
Los Molinos - Vote By Mail	1027	410	39.92	98	301	184	211	264	117					
Moon/Olive 0042	1293	355	27.46	74	262	126	208	211	118					
Moon/Olive - Vote By Mail	1293	597	46.17	108	466	254	309	398	145					
Oak Park 0043	886	255	28.78	58	177	107	126	137	92					
Oak Park - Vote By Mail	886	421	47.52	89	314	189	209	301	91					
Vina 0044	325	121	37.23	16	97	38	74	62	48					
Vina - Vote By Mail	325	132	40.62	25	98	63	59	92	27					
Corning 3, 6 & 8 0045	998	303	30.36	76	208	132	149	179	101					
Corning 3, 6 & 8 - Vote By Mail	998	437	43.79	79	340	211	203	277	134					
Tehama 1 0046	217	0	0.00	0	0	0	0	0	0					
Tehama 1 - Vote By Mail	217	175	80.65	30	138	65	105	101	64					
Precinct Totals	31174	8032	25.77	1759	5892	3104	4425	4757	2581					
Vote By Mail Totals	31174	15229	48.85	3010	11670	6447	8128	10064	4070					
Grand Totals	31174	23261	74.62	4769	17562	9551	12553	14821	6651					
1ST CONGRESSIONAL	31174	23261	74.62	4769	17562	9551	12553	14821	6651					
4TH SENATE	31174	23261	74.62	4769	17562	9551	12553	14821	6651					
3RD ASSEMBLY	31174	23261	74.62	4769	17562	9551	12553	14821	6651					
2ND EQUALIZATION	31174	23261	74.62	4769	17562	9551	12553	14821	6651					
SUPE DIST 1	7122	5441	76.40	1026	4194	2211	2962	3539	1457					
SUPE DIST 2	6199	4443	71.67	934	3316	1875	2321	2741	1317					
SUPE DIST 3	6777	5306	78.29	1147	3983	2148	2928	3457	1458					
SUPE DIST 4	5391	3861	71.62	790	2924	1543	2135	2439	1182					
SUPE DIST 5	5685	4210	74.05	872	3145	1774	2207	2645	1237					
TEHAMA COUNTY	31174	23261	74.62	4769	17562	9551	12553	14821	6651					
CORNING	2648	1831	69.15	426	1311	870	850	1126	567					
RED BLUFF	6107	4153	68.00	1051	2891	2014	1874	2460	1224					
TEHAMA	217	175	80.65	30	138	65	105	101	64					
UNINCORPORATED AREA	22202	17102	77.03	3262	13222	6602	9724	11134	4796					





**Certificate of County Clerk/Registrar of Voters  
To Results of Votes Cast for the  
Presidential General Election  
November 6, 2012**

STATE OF CALIFORNIA     }  
COUNTY OF SHASTA       } ss.

I, Cathy Darling Allen, County Clerk/Registrar of Voters of said County, do hereby certify that, in pursuance of the provisions of Section 15302 of the California Elections Code, I did canvass the returns of the votes cast at the above election, submitted to the vote of voters, and that the Statement of the Votes Cast, to which this Certificate is attached, shows the whole number of votes cast in said election.

I further certify that the number of votes cast for each candidate and each measure in said election are full, true, and correct.

Witness my hand and Official Seal on this 19<sup>th</sup> day of November, 2012.

Cathy Darling Allen  
County Clerk/Registrar of Voters



**SHA\_20121106\_E**  
**November 6, 2012**  
**Summary Report**  
**COUNTY OF SHASTA**  
**Official Results v2**

**Registration & Turnout** 100,256 Voters  
 Election Day Turnout 28,619 28.55%  
**Vote By Mail Turnout 48,559 48.44%**  
**Total ... 77,178 76.98%**

**President and Vice President-General (143) 143/143 100.00%**  
 Under Votes: 595  
 Over Votes: 82  
 DEM - BARACK OBAMA 25,819 33.75%  
 GRN - JILL STEIN 389 0.51%  
 AI - THOMAS HOEFLING 434 0.57%  
**REP - MITT ROMNEY 48,067 62.83%**  
 LIB - GARY JOHNSON 926 1.21%  
 PF - ROSEANNE BARR 403 0.53%  
 Write-In 463 0.61%  
**Total ... 76,501 100.00%**

**U.S. SENATOR (143) 143/143 100.00%**  
 Under Votes: 2830  
 Over Votes: 9  
 DEM - DIANNE FEINSTEIN 27,155 36.53%  
**REP - ELIZABETH EMKEN 47,184 63.47%**  
**Total ... 74,339 100.00%**

**US REP 1st DISTRICT (143) 143/143 100.00%**  
 Under Votes: 3025  
 Over Votes: 13  
 DEM - JIM REED 29,213 39.40%  
**REP - DOUG LA MALFA 44,927 60.60%**  
**Total ... 74,140 100.00%**

**STATE SENATOR 1st DISTRICT (142) 142/142 100.00%**  
 Under Votes: 6365  
 Over Votes: 5  
 DEM - JULIE GRIFFITH-FLATTER 22,672 32.02%  
**REP - TED GAINES 48,136 67.98%**  
**Total ... 70,808 100.00%**

**SPECIAL STATE SENATOR 4th DISTRICT (142) 142/142 100.00%**  
 Under Votes: 6456  
 Over Votes: 257  
**REP - JIM NIELSEN 42,287 60.01%**  
 DEM - MICHAEL "MICKEY" HARRINGTON 15,086 21.41%  
 NON - BENJAMIN "BEN" EMERY 1,209 1.72%  
 NON - DAN LEVINE 1,936 2.75%  
 REP - DAN LOGUE 5,913 8.39%  
 NON - JANN REED 3,959 5.62%

**SPECIAL STATE SENATOR 4th DISTRICT (142) 142/142 100.00%**  
 Write-In 75 0.11%  
**Total ... 70,465 100.00%**

**STATE ASSEMBLY 1st DISTRICT (142) 142/142 100.00%**  
 Under Votes: 8731  
 Over Votes: 36  
**REP - BRIAN DAHLE 39,569 57.84%**  
 REP - RICK BOSETTI 28,842 42.16%  
**Total ... 68,411 100.00%**

**SHASTA BD OF ED GOV BD TA 2 (88) 88/88 100.00%**  
 Under Votes: 38858  
 Over Votes: 22  
**NON - WILLIAM H. STEGALL 18,646 34.06%**  
**NON - SHARON HUNTER 19,251 35.17%**  
 NON - LINDA BRADFORD 16,723 30.55%  
 Write-In 120 0.22%  
**Total ... 54,740 100.00%**

**SHASTA-TEHAMA-TRINITY CC Gov Brd I (28) 28/28 100.00%**  
 Under Votes: 3282  
 Over Votes: 8  
**NON - SCOTT SWENDIMAN 6,282 56.97%**  
 NON - PAULA C. PERCY 4,700 42.62%  
 Write-In 45 0.41%  
**Total ... 11,027 100.00%**

**SHASTA-TEHAMA-TRINITY CC Gov Brd I (28) 28/28 100.00%**  
 Under Votes: 3632  
 Over Votes: 114  
 NON - DANIEL B. MARCUM 3,922 31.36%  
 NON - RANDY BRIX 4,198 33.57%  
**NON - JUDI BECK 4,328 34.61%**  
 Write-In 58 0.46%  
**Total ... 12,506 100.00%**

**SISKIYOU CC Gov Board Member TA 3 - I (1) 1/1 100.00%**  
 Under Votes: 25  
 Over Votes: 0  
**NON - CAROL CUPP FAVERO 79 66.95%**  
 NON - JOHN R BOWMAN 39 33.05%  
 Write-In 0 0.00%  
**Total ... 118 100.00%**

**SHA\_20121106\_E**  
**November 6, 2012**  
**Summary Report**  
**COUNTY OF SHASTA**  
**Official Results v2**

**SISKIYOU CC Gov Board Member TA 4** (1) 1/1 100.00%

Under Votes: 33  
Over Votes: 0

**NON - BARRY OHLUND** 59 53.64%  
NON - CLARENCE L BARGER, III 51 46.36%  
Write-In 0 0.00%

**Total ... 110 100.00%**

**SISKIYOU CC Gov Board Member TA 5** (1) 1/1 100.00%

Under Votes: 33  
Over Votes: 0

NON - ROBERT H. UNDERWOOD 52 47.27%  
**NON - ROBERT L RICE** 58 52.73%  
Write-In 0 0.00%

**Total ... 110 100.00%**

**GATEWAY UNIFIED SD Gov Board Memb** (4) 4/4 100.00%

Under Votes: 302  
Over Votes: 0

NON - ROGER HENDRICSEN 401 37.90%  
**NON - PHIL LEWIS** 648 61.25%  
Write-In 9 0.85%

**Total ... 1,058 100.00%**

**GATEWAY UNIFIED SD Gov Board Memb** (10) 10/10 100.00%

Under Votes: 1178  
Over Votes: 62

NON - DALE R. WALLACE 1,207 27.33%  
NON - LYNN "JO" GIOVANNONI 928 21.01%  
**NON - KEN MATIAS** 1,661 37.61%  
NON - JESSICA M. YOUNG-FRENCH 609 13.79%  
Write-In 11 0.25%

**Total ... 4,416 100.00%**

**ANDERSON HSD Gov Board Member** (30) 30/30 100.00%

Under Votes: 11582  
Over Votes: 28

NON - RICHARD G. URBAN 3,844 18.62%  
**NON - BUTCH SCHAEFER** 6,005 29.08%  
**NON - KARL W. STEMMLER, JR** 6,818 33.02%  
NON - ANDREA (CRAIG) HADEN 3,946 19.11%  
Write-In 35 0.17%

**Total ... 20,648 100.00%**

**RED BLUFF JOINT HSD Gov Board Meml** (1) 1/1 100.00%

Under Votes: 141  
Over Votes: 2

**NON - ROGER COX** 37 23.27%  
**NON - LIDA SHARON CHASE** 53 33.33%

**RED BLUFF JOINT HSD Gov Board Meml** (1) 1/1 100.00%

NON - JACK D. HANDSEN 27 16.98%  
NON - ROD MOORE 21 13.21%  
NON - RHONDA JOHNSON 21 13.21%  
Write-In 0 0.00%

**Total ... 159 100.00%**

**SHASTA HSD Gov Board Member** (82) 82/82 100.00%

Under Votes: 34991  
Over Votes: 4

**NON - JAMES SCHWERDT** 23,373 42.16%  
**NON - KRISTEN SCHREDER** 25,608 46.19%  
NON - TREUN SEALGAIR 6,331 11.42%  
Write-In 133 0.24%

**Total ... 55,445 100.00%**

**BELLA VISTA SD Gov Board Member - S\*** (3) 3/3 100.00%

Under Votes: 539  
Over Votes: 0

**NON - JOSEPH ZUSTAK** 868 63.73%  
NON - ERIC TYLER PALOUTZIAN 489 35.90%  
Write-In 5 0.37%

**Total ... 1,362 100.00%**

**COLUMBIA SD Gov Board Member** (8) 8/8 100.00%

Under Votes: 4338  
Over Votes: 0

NON - DEVON HASTINGS 1,042 20.04%  
**NON - CHARLES D. VAN HOOSEN** 1,750 33.65%  
**NON - LINDA G. JOHNSON** 2,404 46.23%  
Write-In 4 0.08%

**Total ... 5,200 100.00%**

**GRANT SD Gov Board Member** (4) 4/4 100.00%

Under Votes: 1422  
Over Votes: 0

**NON - CHUCK AUKLAND** 959 50.16%  
**NON - GALEN E. SCHMIDT** 689 36.04%  
NON - WYATT J. PAXTON 259 13.55%  
Write-In 5 0.26%

**Total ... 1,912 100.00%**

**SUPERVISOR 4th DISTRICT** (30) 30/30 100.00%

Under Votes: 2939  
Over Votes: 2

**NON - BILL SCHAPPELL** 6,862 53.77%  
NON - CHERI BECK 5,829 45.68%

**SHA\_20121106\_E**  
**November 6, 2012**  
**Summary Report**  
**COUNTY OF SHASTA**  
**Official Results v2**

**SUPERVISOR 4th DISTRICT (cont'd...)** (30) 30/30 100.00%  
 Write-In 70 0.55%  
**Total ... 12,761 100.00%**

**ANDERSON Member, City Council** (6) 6/6 100.00%  
 Under Votes: 3493  
 Over Votes: 0  
 NON - CHRISTINE HAGGARD 867 14.21%  
**NON - MELISSA HUNT 1,577 25.85%**  
 NON - SANDY KONKOL 864 14.16%  
**NON - JAMES YARBROUGH 1,419 23.26%**  
**NON - SUSIE BAUGH 1,368 22.42%**  
 Write-In 6 0.10%  
**Total ... 6,101 100.00%**

**REDDING Member, City Council** (64) 64/64 100.00%  
 Under Votes: 23302  
 Over Votes: 8  
**NON - GARY CADD 15,382 29.44%**  
 NON - RICHARD "DICK" DICKERSON 15,371 29.42%  
**NON - MISSY MCARTHUR 21,363 40.89%**  
 Write-In 128 0.25%  
**Total ... 52,244 100.00%**

**REDDING City Treasurer** (64) 64/64 100.00%  
 Under Votes: 9680  
 Over Votes: 3  
**NON - ALLYN FECI CLARK 27,832 99.07%**  
 Write-In 262 0.93%  
**Total ... 28,094 100.00%**

**SHASTA LAKE Member, City Council** (8) 8/8 100.00%  
 Under Votes: 4028  
 Over Votes: 15  
**NON - LORI L. CHAPMAN-SIFERS 1,209 16.34%**  
 NON - ROSEMARY BETCHART SMITH 1,149 15.53%  
**NON - GREG LEWIS WATKINS 1,566 21.17%**  
 NON - ETTERENE WARD 526 7.11%  
 NON - TERRY EVERETT HUBER 780 10.54%  
**NON - LARRY J. FARR 1,330 17.98%**  
 NON - DOLORES LUCERO 721 9.74%  
 Write-In 118 1.59%  
**Total ... 7,399 100.00%**

**COTTONWOOD FIRE PROTECTION DIST** (5) 5/5 100.00%  
 Under Votes: 2085  
 Over Votes: 2  
**NON - RHONDA TINNEY 1,123 39.36%**  
**NON - TIMOTHY JOHN JACKSON 1,168 40.94%**

**COTTONWOOD FIRE PROTECTION DIST** (5) 5/5 100.00%  
 NON - DANIE'L PRUITT 558 19.56%  
 Write-In 4 0.14%  
**Total ... 2,853 100.00%**

**FALL RIVER MILLS Comm Serv Director** (1) 1/1 100.00%  
 Under Votes: 188  
 Over Votes: 0  
**NON - PAULETTE GOOCH 204 39.53%**  
**NON - JERRY MONATH 172 33.33%**  
 NON - SANDY JENSEN 140 27.13%  
 Write-In 0 0.00%  
**Total ... 516 100.00%**

**FALL RIVER MILLS Comm Serv Director** (1) 1/1 100.00%  
 Under Votes: 322  
 Over Votes: 0  
**NON - KATHY ONTANO 162 22.07%**  
**NON - SKY SNYDER 148 20.16%**  
 NON - DAVID HALL 113 15.40%  
 NON - DIANA ROGERS 92 12.53%  
**NON - BARBARA BRIGGS 116 15.80%**  
 NON - SALLY BRUNNER 32 4.36%  
 NON - JANET BENTZ 71 9.67%  
 Write-In 0 0.00%  
**Total ... 734 100.00%**

**MAYERS MEMORIAL Director Health Car** (6) 6/6 100.00%  
 Under Votes: 3017  
 Over Votes: 0  
**NON - ALLEN ALBAUGH 1,911 30.66%**  
**NON - ARTHUR C. WHITNEY 1,307 20.97%**  
**NON - JERRY ABE HATHAWAY 1,944 31.19%**  
 NON - MARTHA (MARTY) FLETCHER 1,063 17.06%  
 Write-In 7 0.11%  
**Total ... 6,232 100.00%**

**SHASTA Comm Serv Director** (5) 5/5 100.00%  
 Under Votes: 726  
 Over Votes: 0  
**NON - TONY L. ADAMS 419 34.18%**  
**NON - LEE KNICKERBOCKER 403 32.87%**  
 NON - RICHARD L JONES 402 32.79%  
 Write-In 2 0.16%  
**Total ... 1,226 100.00%**

**SHA\_20121106\_E**  
**November 6, 2012**  
**Summary Report**  
**COUNTY OF SHASTA**  
**Official Results v2**

<b>SHASTA Comm Serv Director - ST</b>	(5)	5/5	100.00%	<b>Measure 35</b>	(143)	143/143	100.00%
Under Votes: 582				Under Votes: 3945			
Over Votes: 2				Over Votes: 33			
<b>NON - JAN HANKS</b>		<b>437</b>	<b>31.94%</b>	<b>YES</b>		<b>60,715</b>	<b>82.94%</b>
<b>NON - JANE J HEINAN</b>		<b>358</b>	<b>26.17%</b>	<b>NO</b>		12,485	17.06%
NON - ROBIN MARIE MAIR		270	19.74%				
NON - MARK RENDES		303	22.15%				
Write-In		0	0.00%				
<b>Total ...</b>		<b>1,368</b>	<b>100.00%</b>			<b>Total ...</b>	<b>73,200 100.00%</b>
<b>Measure 30</b>	(143)	143/143	100.00%	<b>Measure 36</b>	(143)	143/143	100.00%
Under Votes: 2928				Under Votes: 4090			
Over Votes: 21				Over Votes: 13			
<b>YES</b>		<b>28,682</b>	<b>38.64%</b>	<b>YES</b>		<b>42,022</b>	<b>57.51%</b>
<b>NO</b>		<b>45,547</b>	<b>61.36%</b>	<b>NO</b>		31,053	42.49%
<b>Total ...</b>		<b>74,229</b>	<b>100.00%</b>			<b>Total ...</b>	<b>73,075 100.00%</b>
<b>Measure 31</b>	(143)	143/143	100.00%	<b>Measure 37</b>	(143)	143/143	100.00%
Under Votes: 7587				Under Votes: 3237			
Over Votes: 25				Over Votes: 38			
<b>YES</b>		<b>31,643</b>	<b>45.49%</b>	<b>YES</b>		<b>29,206</b>	<b>39.52%</b>
<b>NO</b>		<b>37,923</b>	<b>54.51%</b>	<b>NO</b>		<b>44,697</b>	<b>60.48%</b>
<b>Total ...</b>		<b>69,566</b>	<b>100.00%</b>			<b>Total ...</b>	<b>73,903 100.00%</b>
<b>Measure 32</b>	(143)	143/143	100.00%	<b>Measure 38</b>	(143)	143/143	100.00%
Under Votes: 4000				Under Votes: 4353			
Over Votes: 71				Over Votes: 39			
<b>YES</b>		<b>40,526</b>	<b>55.43%</b>	<b>YES</b>		<b>15,501</b>	<b>21.30%</b>
<b>NO</b>		<b>32,581</b>	<b>44.57%</b>	<b>NO</b>		<b>57,285</b>	<b>78.70%</b>
<b>Total ...</b>		<b>73,107</b>	<b>100.00%</b>			<b>Total ...</b>	<b>72,786 100.00%</b>
<b>Measure 33</b>	(143)	143/143	100.00%	<b>Measure 39</b>	(143)	143/143	100.00%
Under Votes: 4945				Under Votes: 5531			
Over Votes: 48				Over Votes: 32			
<b>YES</b>		<b>35,573</b>	<b>49.28%</b>	<b>YES</b>		<b>31,502</b>	<b>43.99%</b>
<b>NO</b>		<b>36,612</b>	<b>50.72%</b>	<b>NO</b>		<b>40,113</b>	<b>56.01%</b>
<b>Total ...</b>		<b>72,185</b>	<b>100.00%</b>			<b>Total ...</b>	<b>71,615 100.00%</b>
<b>Measure 34</b>	(143)	143/143	100.00%	<b>Measure 40</b>	(143)	143/143	100.00%
Under Votes: 3937				Under Votes: 8008			
Over Votes: 43				Over Votes: 26			
<b>YES</b>		<b>20,105</b>	<b>27.47%</b>	<b>YES</b>		<b>49,002</b>	<b>70.87%</b>
<b>NO</b>		<b>53,093</b>	<b>72.53%</b>	<b>NO</b>		20,142	29.13%
<b>Total ...</b>		<b>73,198</b>	<b>100.00%</b>			<b>Total ...</b>	<b>69,144 100.00%</b>
				<b>MEASURE C - HIGH SCHOOL</b>	(30)	30/30	100.00%
				Under Votes: 1115			
				Over Votes: 6			
				<b>BONDS YES</b>		<b>8,574</b>	<b>57.13%</b>

SHA\_20121106\_E  
November 6, 2012  
Summary Report  
COUNTY OF SHASTA  
Official Results v2

<b>MEASURE C - HIGH SCHOOL (cont'd...)</b>	(30)	30/30	100.00%
BONDS NO		6,434	42.87%
<b>Total ...</b>		<b>15,008</b>	<b>100.00%</b>

DEC 03 2012



# COUNTY OF GLENN ELECTIONS DEPARTMENT

SHERYL THUR  
Assessor  
County Clerk  
Recorder  
Elections

Courthouse Complex  
516 West Sycamore Street  
Willows, CA 95988

(530) 934-6414

FAX (530) 934-6571

---

# Memo

**To: Tehama County Elections Department**  
**From: Lisa Teeter**  
**CC:**  
**Date: December 4, 2012**  
**Re: Statement of Vote – November 6, 2012 Election**

---

Please find enclosed Glenn County's Statement of Vote for the November 6, 2012 Election for Orland Unified School District and Capay Joint Union Elementary School District.

GLENN COUNTY Statement of Vote  
GLE\_20121106\_E

100012	NON-PARTISAN ORLAND UNIFIED GOV BRD MEMBER														
	Registration	Ballots Cast	Turnout (%)		CONNIE CARTER	JEFF AGUIAR	BEN W. KRAEMER	LARRY A. DONNELLEY	VANGIE PORRAS	Write-In					
CONS PRECINCT 1 1	909	266	29.26		166	132	87	96	85	0					
CONS PRECINCT 1 - Vote by Ma	909	446	49.06		234	181	199	186	155	4					
CONS PRECINCT 2 2	1056	277	26.23		149	119	101	90	101	1					
CONS PRECINCT 2 - Vote by Ma	1056	471	44.60		251	208	172	187	164	4					
CONS PRECINCT 3 3	810	240	29.63		133	116	100	97	75	1					
CONS PRECINCT 3 - Vote by Ma	810	351	43.33		208	169	138	155	140	1					
CONS PRECINCT 4 4	878	249	28.36		152	117	70	78	77	0					
CONS PRECINCT 4 - Vote by Ma	878	366	41.69		222	173	118	138	161	0					
CONS PRECINCT 5 5	890	269	30.22		155	126	79	103	107	0					
CONS PRECINCT 5 - Vote by Ma	890	337	37.87		193	166	89	128	123	2					
VBM PRECINCT 10031 11	108	0	0.00		0	0	0	0	0	0					
VBM PRECINCT 10031 - Vote by	108	76	70.37		41	41	21	28	30	1					
VBM PRECINCT 10050 12	67	1	1.49		0	1	0	0	0	0					
VBM PRECINCT 10050 - Vote by	67	54	80.60		27	25	15	13	26	0					
VBM PRECINCT 10060 13	135	2	1.48		0	1	1	1	0	0					
VBM PRECINCT 10060 - Vote by	135	99	73.33		51	44	30	35	41	0					
VBM PRECINCT 12150 14	280	6	2.14		4	3	0	2	3	0					
VBM PRECINCT 12150 - Vote by	280	178	63.57		78	82	41	52	70	4					
VBM PRECINCT 30020 17	325	3	0.92		1	2	1	1	0	0					
VBM PRECINCT 30020 - Vote by	325	248	76.31		127	129	98	109	70	0					
VBM PRECINCT 30081 21	217	5	2.30		1	4	0	3	2	0					
VBM PRECINCT 30081 - Vote by	217	158	72.81		69	72	73	66	57	0					
VBM PRECINCT 30082 22	79	0	0.00		0	0	0	0	0	0					
VBM PRECINCT 30082 - Vote by	79	63	79.75		34	35	32	19	16	0					
VBM PRECINCT 50081 30	31	1	3.23		0	1	0	0	0	0					
VBM PRECINCT 50081 - Vote by	31	20	64.52		13	7	5	6	6	0					
VBM PRECINCT 50082 31	220	0	0.00		0	0	0	0	0	0					
VBM PRECINCT 50082 - Vote by	220	182	82.73		96	82	77	74	53	0					
VBM PRECINCT 50083 32	115	3	2.61		1	0	0	0	0	0					
VBM PRECINCT 50083 - Vote by	115	89	77.39		41	51	44	27	23	0					
VBM PRECINCT 50084 33	148	2	1.35		1	2	0	0	0	0					
VBM PRECINCT 50084 - Vote by	148	118	79.73		70	48	48	42	33	0					
VBM PRECINCT 50085 34	42	0	0.00		0	0	0	0	0	0					
VBM PRECINCT 50085 - Vote by	42	27	64.29		13	23	14	11	5	0					
Precinct Totals	6310	1324	20.98		753	624	439	471	450	2					
Vote by Mail Totals	6310	3283	52.03		1768	1536	1214	1276	1173	16					
Grand Totals	6310	4607	73.01		2521	2160	1653	1747	1623	18					
1ST CONGRESSIONAL	194	155	79.90		76	86	76	46	39	0					
3RD CONGRESSIONAL	6116	4452	72.79		2445	2074	1577	1701	1584	18					
4TH STATE SENATE	6310	4607	73.01		2521	2160	1653	1747	1623	18					
3RD ASSEMBLY	6310	4607	73.01		2521	2160	1653	1747	1623	18					
2ND BOARD OF EQUALIZATION	6310	4607	73.01		2521	2160	1653	1747	1623	18					
1ST SUPERVISOR	2555	1876	73.42		991	837	867	690	675	14					
2ND SUPERVISOR	2578	1812	70.29		1063	867	594	699	683	4					
3RD SUPERVISOR	621	477	76.81		232	242	204	198	145	0					
5TH SUPERVISOR	556	442	79.50		235	214	188	160	120	0					
GLENN COUNTY	6310	4607	73.01		2521	2160	1653	1747	1623	18					
CITY OF ORLAND	3033	2127	70.13		1213	1019	671	794	812	9					
UNINCORPORATED AREA	3277	2480	75.68		1308	1141	982	953	811	9					

100015	NON-PARTISAN CAPAY GOV BRD MEMBER														
	Registration	Ballots Cast	Turnout (%)		NANCY OSBORNE	LORINDA STRIEBY	JENNIFER S.N. BOONE	Write-In							
VBM PRECINCT 50061 29	348	9	2.59		0	0	0	0							
VBM PRECINCT 50061 - Vote by	348	280	80.46		94	108	185	2							
Precinct Totals	348	9	2.59		0	0	0	0							
Vote by Mail Totals	348	280	80.46		94	108	185	2							
Grand Totals	348	289	83.05		94	108	185	2							
3RD CONGRESSIONAL	348	289	83.05		94	108	185	2							
4TH STATE SENATE	348	289	83.05		94	108	185	2							
3RD ASSEMBLY	348	289	83.05		94	108	185	2							
2ND BOARD OF EQUALIZATION	348	289	83.05		94	108	185	2							
5TH SUPERVISOR	348	289	83.05		94	108	185	2							
GLENN COUNTY	348	289	83.05		94	108	185	2							
UNINCORPORATED AREA	348	289	83.05		94	108	185	2							